

www.sonaligroup.global



Manufacturers of Aluminum Profiles



SONALI EXTRUSIONS[®]
P R I V A T E L I M I T E D



SONALI EXTRUSIONS[®]
P R I V A T E L I M I T E D



ABOUT US

SONALI group is an Industrial Organization having dominant presence in Aluminium , Copper , Brass Manufacturing and Trading. The idea behind this Organization begun in 1996 with trading of Non-Ferrous Metal scrap and with coming years of development we have begun manufacturing of Aluminium Extruded Profiles, Ingots Manufacturing, Copper and Aluminium Wires manufacturing.

We always strive for excellence in all areas, be it product quality or customer service, we are focused to high range of production with outstanding quality, incessantly rendering what the customer needs. We are highly regarded by the clients for our competitive prices and prompt deliveries.

OUR TEAM

We are supported by well qualified and experienced professionals, who possess in-depth knowledge in their respective domain. Our engineers work in close synchronization with the clients to offer the best customized solutions that meet their actual demands. All our professionals are dedicated to design and develop a range of world-class products for our clients. We have upcoming plans to export to leading countries of the world.

OUR QUALITY

ISO certification is hallmark to our endeavours towards excellence. Since the time of our inception, we have established a strong brand name in the non ferrous metal industry arena.

- We strive to achieve customer delight through establishing, meeting and continually reviewing the quality objectives at all levels.
- We endeavor to create transparent working environment, where motivated employees communicate freely, where their innovations are encouraged.
- The top management is fully committed to implement the quality management system as per ISO-9001 : 2008 & ISO - 14001 : 2004 for Environmental Management Systems.

OUR VISION

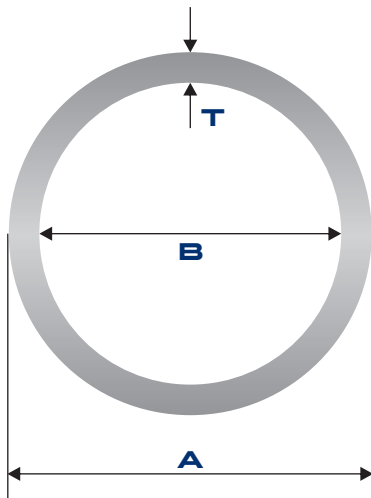
To become number one supplier of our products in non ferrous metal industry in the years to come, not only in the domestic market, but also in the global market with integrity as the policy.

OUR MISSION

It is our mission to satisfy customers of both domestic market as well as global market with affordable price, with continuous improvement in quality, an ever increasing volumes in production, upgrading in terms of related science and technology, and to be updated about the upcoming trends and techniques thereby deliver products that represents value, and deliver in a manner that exceeds their expectations.




ROUND PIPE



SEC.NO.	A	B	T	WT. (KG/12')
70072	11.07	9.29	0.89	0.250 - 0.320
70079	8.80	7.80	0.50	0.110 - 0.150
70080	9.00	8.10	0.45	0.120 - 0.160
70081	18.00	16.70	0.65	0.350 - 0.400
70082	15.90	13.70	1.10	0.500 - 0.600
70083	18.00	16.30	0.85	0.450 - 0.550
70084	19.00	16.65	1.20	0.650 - 0.850
70086-L	25.00	23.00	1.00	0.750 - 0.950
70086	25.00	21.83	1.60	1.150 - 1.300
70088	30.00	29.00	0.50	0.450 - 0.550
70088-H	30.00	28.80	0.60	0.550 - 0.650
70089	32.00	28.80	1.60	1.500 - 1.600
70090	35.00	33.60	0.70	0.750 - 0.850
70093	50.00	47.30	1.35	2.000 - 2.200
70094	58.60	53.00	2.80	4.750 - 5.200
70096	76.00	73.40	1.30	3.000 - 3.200
72217	11.00	10.08	0.46	0.150 - 0.190


FLAT BAR



SEC.NO.	A	T	WT. (KG/12')
71001-L	12.00	3.00	0.350-0.450
71001	12.00	6.00	0.700-0.800
71077	18.50	1.00	0.180-0.200
71078	18.50	2.00	0.350-0.400
71003-L	19.00	1.20	0.225-0.275
71003-A	19.00	1.50	0.270-0.330
71003-M	19.00	2.00	0.370-0.470
71003	19.00	3.00	0.550-0.600
71004	19.00	6.00	1.100-1.250
71005-L	25.00	1.00	0.250-0.300
71005	25.00	2.00	0.480-0.550
71006	25.00	3.00	0.650-0.750
71008	25.00	3.00	0.750-0.850
71010	25.00	6.00	1.500-1.650
71010-M	25.00	9.00	2.200-2.450
71011-L	25.00	10.00	2.450-2.800
71011	25.00	12.00	2.950-3.250
71013	32.00	6.00	1.900-2.100
71015	35.00	5.00	1.700-1.900
71018	38.00	3.00	1.100-1.250
71019	38.00	6.00	2.250-2.500
71019-M	38.00	9.00	3.400-3.700
71021	38.00	12.00	4.500-4.950

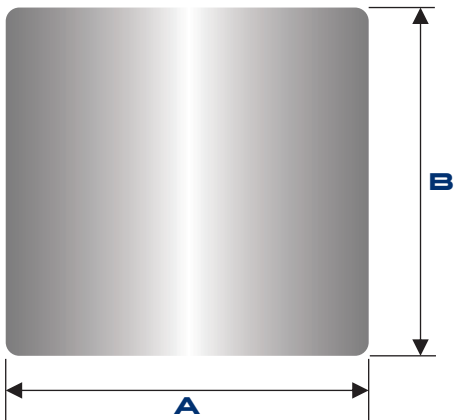


FLAT BAR



SEC.NO.	A	T	WT. (KG/12')
71027	40.00	6.00	2.350-2.750
71028	40.00	10.00	3.950-4.300
71029	40.00	12.00	4.750-5.150
71009	50.00	2.50	1.500-1.650
71084	50.00	6.00	2.950-3.250
71084-M	50.00	9.00	4.450-4.900
71094	50.00	10.00	4.950-5.400
71095	50.00	12.00	5.900-6.500
71096	50.80	16.00	7.800-9.000
71096-M	50.80	25.40	12.500-14.000
71036	63.00	1.50	0.850-0.950
71040	63.00	16.00	9.950-10.950
71046	67.00	1.50	0.900-1.000
71121	70.00	12.50	8.500-9.000
71122	70.00	20.50	14.100-14.500
71044	75.00	12.00	8.850-10.000
71085	75.00	6.00	4.450-4.900
71097	76.20	16.00	11.800-13.000
71082-L	100.00	10.00	9.900-10.800
71082	100.00	12.50	12.350-13.600
71083	100.00	6.00	5.900-6.500
71083-M	100.00	9.00	8.900-9.800
71092	100.00	25.00	24.700-27.200
71098	101.60	16.00	15.800-17.500
71080	125.00	12.00	14.910-16.400
71091	125.00	6.00	7.400-8.200
71081	150.00	12.00	17.700-19.500
71090	150.00	6.00	8.900-9.800

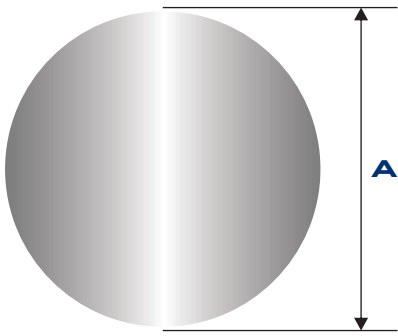
SQUARE BAR



SEC.NO.	A	B	WT. (KG/12')
71086	20.00	20.00	3.950-4.350
71087	25.00	25.00	6.200-6.800
78181	12.70	12.70	1.500-1.750
78192	50.80	50.80	25.000-28.000

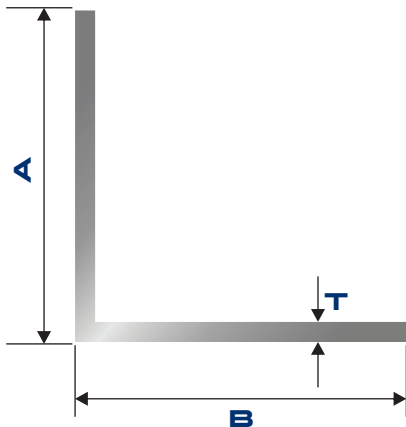


ROUND ROD



SEC.NO.	A	WT. (KG/12')
71088	20.00	3.100-3.400
71089	25.00	4.850-5.350
78046	6.70	0.350-0.420
78052	14.00	1.500-1.750
78055	10.00	0.750-0.850
78056	16.00	1.950-2.250
78057	25.40	5.000-5.600
78058	32.00	7.900-9.000
78059	38.10	11.000-12.500
78060	50.80	19.800-22.500

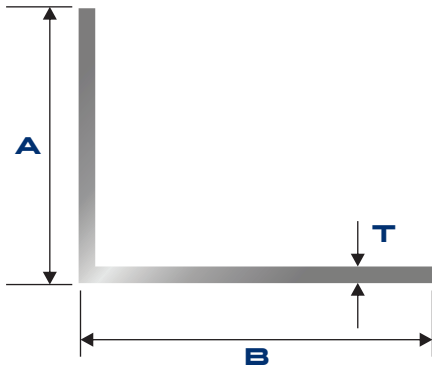
EQUAL LEG ANGLE



SEC.NO.	A	B	T	WT. (KG/12')
71291	12.00	12.00	0.85	0.190-0.250
71301	21.00	21.00	0.60	0.250-0.300
71301-M	21.00	21.00	0.70	0.300-0.400
71302	19.00	19.00	1.90	0.680-0.750
71303	19.00	19.00	1.30	0.500-0.550
71303-M	19.00	19.00	1.70	0.600-0.750
71304-L	25.00	25.00	1.80	0.800-0.900
71304	25.00	25.00	1.90	0.900-1.100
71304-M	25.00	25.00	2.10	1.100-1.200
71304-H	25.00	25.00	2.70	1.250-1.400
71305	25.00	25.00	1.35	0.650-0.750
71305-M	25.00	25.00	1.75	0.800-0.850
71306	24.00	24.00	1.00	0.450-0.550
71330-L	38.00	38.00	1.50	1.100-1.200
71330	38.00	38.00	3.00	2.150-2.400
71330-M	38.00	38.00	4.00	2.800-3.200
71330-H	38.00	38.00	4.50	3.300-4.300
71331	50.00	50.00	3.00	2.850-3.150
71331-M	50.00	50.00	4.50	4.250-4.700
71331-H	50.00	50.00	6.00	5.600-6.100
71332	23.00	23.00	0.50	0.220-0.250
71332-H	23.00	23.00	0.80	0.350-0.400
71333-L	32.00	32.00	1.20	0.750-0.800
71333	32.00	32.00	1.50	0.900-1.000
71341	63.00	63.00	6.00	6.700-7.500
71345	75.00	75.00	6.00	8.100-9.000
72037	25.00	25.00	0.65	0.300-0.350
72038	25.00	25.00	0.80	0.350-0.400

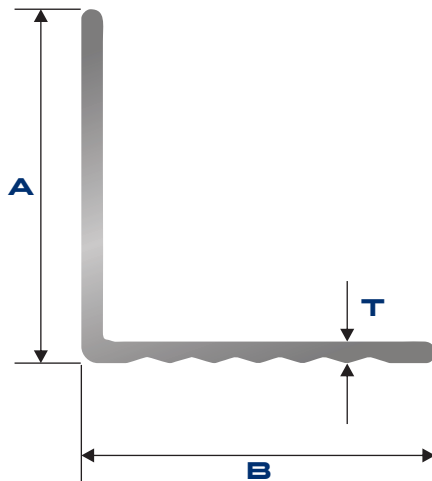


UNEQUAL LEG ANGLE



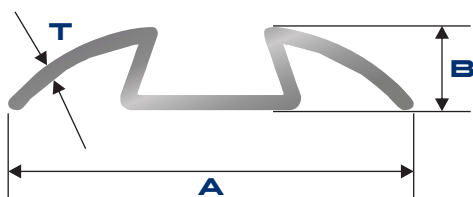
SEC.NO.	A	B	T	WT. (KG/12')
71310	25.00	12.00	1.70	0.600-0.650
71363	38.00	28.00	1.50	0.900-1.050
71367-L	38.00	25.00	1.85	1.100-1.200
71367	38.00	25.00	2.00	1.200-1.300
71367-M	38.00	25.00	2.20	1.300-1.400
71367-H	38.00	25.00	2.30	1.400-1.550
71368	38.00	25.00	3.00	1.800-2.000
72046	19.00	10.00	1.80	0.480-0.550
72047	19.00	12.00	1.90	0.550-0.600
72048	22.60	13.00	3.00	0.900-1.000
72049	21.80	10.00	2.50	0.700-0.800

FLUTED ANGLE



SEC.NO.	A	B	T	WT. (KG/12')
71374	22.00	22.00	0.75	0.290-0.320
71375	23.00	23.00	0.50	0.190-0.210
71375-M	23.00	23.00	0.60	0.230-0.260
71376	25.00	25.00	0.70	0.300-0.380
71377	17.00	17.00	0.65	0.190-0.210
71377-M	17.00	17.00	0.85	0.260-0.290
71378	9.80	9.80	0.55	0.090-0.110
71378-M	9.80	9.80	0.65	0.110-0.120
71379	15.00	15.00	0.60	0.140-0.160
71379-M	15.00	15.00	0.70	0.170-0.190

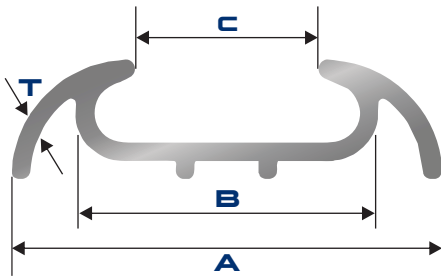
KEY GOLA



SEC.NO.	A	B	T	WT. (KG/12')
71399	31.76	5.19	0.70	0.300-0.500
71399-L	31.76	5.19	0.60	0.250-0.290
71403	31.80	5.40	0.90	0.400-0.500
71404	28.60	5.50	1.30	0.650-0.700
71405	30.00	4.80	1.16	0.450-0.500
71406	46.20	18.60	1.00	0.650-0.800
71408	29.00	6.00	1.00	0.700-0.800

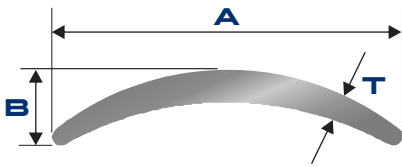


KEY GOLA



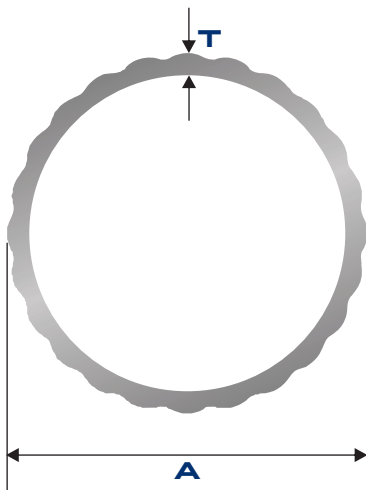
SEC.NO.	A	B	C	T	WT. (KG/12')
71407	52.50	36.80	23.40	1.60	1.600-1.750

HALF ROUND BEEDING



SEC.NO.	A	B	T	WT. (KG/12')
71061	49.50	7.00	2.50	1.250-1.350
71073	23.30	6.50	2.50	0.500-0.600
71074	24.00	6.40	2.10	0.450-0.500
71075	24.00	4.80	1.60	0.350-0.400
71076	24.00	4.80	2.70	0.500-0.550
79231	38.00	5.00	1.20	0.450-0.500

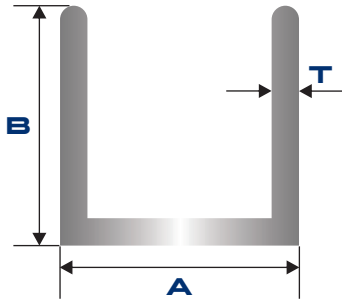
FLUTED ROUND PIPE



SEC.NO.	A	T	WT. (KG/12')
72301	30.00	0.80	0.570-0.650
72303	24.80	0.70	0.380-0.450
72304	24.00	0.70	0.400-0.450
72304-H	25.50	1.00	0.500-0.700
72305	25.50	0.75	0.850-0.900
72306	25.50	1.60	1.450-1.650
72307	24.80	1.50	1.250-1.350
72310	18.00	0.70	0.300-0.350
72310-H	18.00	1.00	0.400-0.500
72314	24.50	0.70	0.360-0.410

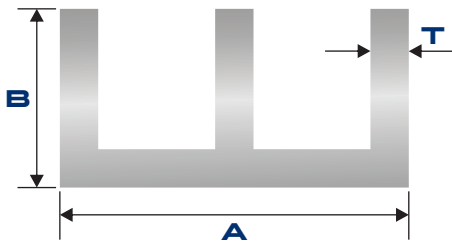


SINGLE GLASS CHANNEL



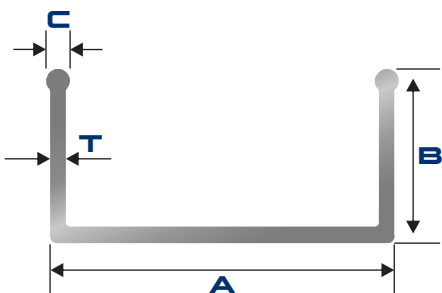
SEC.NO.	A	B	T	WT. (KG/12')
71453-L	9.50	9.50	0.50	0.130-0.150
71453-H	9.50	9.50	0.95	0.250-0.300
71454	12.20	12.20	0.50	0.170-0.200
71455	12.00	11.00	0.75	0.250-0.300
71456	24.00	11.00	1.40	0.600-0.650
71456-L	24.00	11.00	1.00	0.450-0.500
71457	12.70	12.70	1.00	0.350-0.400
71458	15.40	15.40	1.05	0.450-0.500
71459	18.00	12.00	1.15	0.450-0.500
71460	15.00	12.00	1.25	0.450-0.500
71465	32.00	12.00	1.25	0.650-0.750
71466	32.00	12.00	1.75	0.900-1.000

DOUBLE GLASS CHANNEL



SEC.NO.	A	B	T	WT. (KG/12')
71503	22.00	11.00	0.55	0.300-0.350
71504	22.00	11.00	0.65	0.350-0.400
71505	22.00	11.00	0.75	0.400-0.450
71506	22.00	11.00	1.00	0.500-0.550
71507	22.00	11.00	1.30	0.650-0.700
71508	22.00	11.00	1.50	0.750-0.800
71511	22.00	12.20	0.65	0.350-0.400
71512	22.40	12.70	0.80	0.450-0.500
72003	28.00	14.50	0.90	0.600-0.700
72003-H	28.00	14.50	1.00	0.700-0.800
72004	31.00	14.00	1.00	0.700-0.800

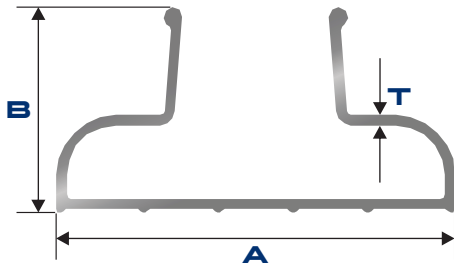
BULB - C



SEC.NO.	A	B	C	T	WT. (KG/12')
71531-L	24.50	12.30	1.50	0.80	0.330-0.400
71531	24.50	12.30	1.50	0.90	0.400-0.500
71531-H	24.50	12.30	1.50	1.00	0.500-0.600

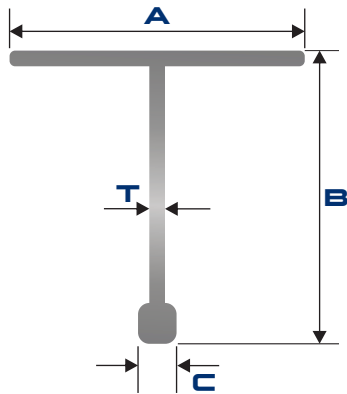


MISCELLANEOUS



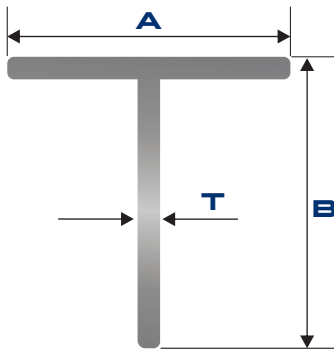
SEC.NO.	A	B	T	WT. (KG/12')
71536	26.70	13.50	0.70	0.450-0.550

BULBED TEE



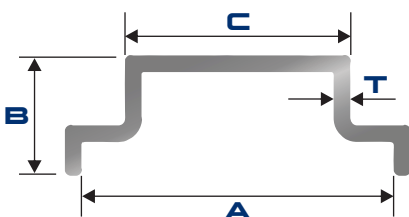
SEC.NO.	A	B	C	T	WT. (KG/12')
71550	25.00	25.00	2.40	0.50	0.300-0.350
71550-H	25.00	25.00	2.40	0.65	0.350-0.400
71551	25.00	25.00	2.40	0.80	0.400-0.500
71552	25.00	25.00	2.40	1.00	0.500-0.550
71553	25.00	25.00	2.40	1.20	0.600-0.660
71558	23.00	23.00	2.00	0.50	0.250-0.300
71561	25.00	38.00	4.00	1.20	0.850-0.950
71563	32.00	32.00	3.50	1.10	0.750-0.850
71563-M	32.00	32.00	3.50	1.30	0.900-1.000
71564-L	38.00	38.00	4.00	1.10	0.900-1.000
71564	38.00	38.00	4.00	1.35	1.000-1.100
71591	25.00	15.00	10.00	3.00	1.700-2.000

PLAIN TEE



SEC.NO.	A	B	T	WT. (KG/12')
71565	21.50	22.20	1.50	0.600-0.700
71566	21.50	22.20	1.80	0.750-0.800
71567	21.00	21.00	1.50	0.170-0.250
71568	20.00	18.40	1.50	0.550-0.650
71569	19.50	20.50	1.60	0.600-0.700
71581	27.50	16.00	7.00	1.700-2.000

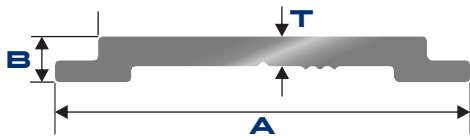
SLOTTED CHANNEL



SEC.NO.	A	B	C	T	WT. (KG/12')
71570	21.60	8.00	15.20	0.90	0.300-0.400

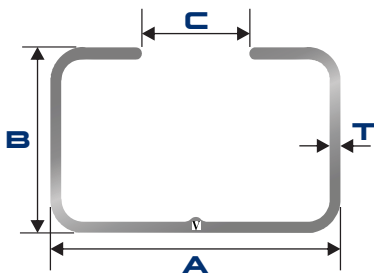


MISCELLANEOUS



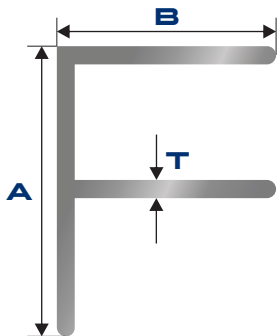
SEC.NO.	A	B	T	WT. (KG/12')
71575	29.00	3.20	2.10	0.600-0.700

C - CHANNEL



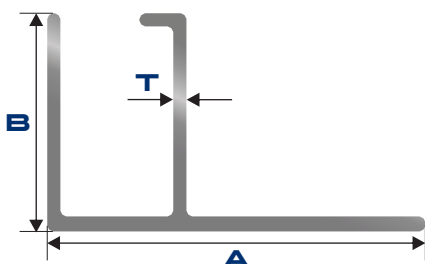
SEC.NO.	A	B	C	T	WT. (KG/12')
71541	22.00	14.00	8.00	1.50	0.850-1.000
71703-L	22.00	14.00	8.50	0.60	0.300-0.400
71703-H	22.22	14.14	10.22	0.70	0.400-0.450

F - CHANNEL



SEC.NO.	A	B	T	WT. (KG/12')
72009-L	21.50	16.00	0.70	0.330-0.400
72009	21.50	16.00	0.80	0.400-0.450
72009-H	21.50	16.00	1.00	0.500-0.550
72509	14.00	10.00	0.80	0.250-0.350

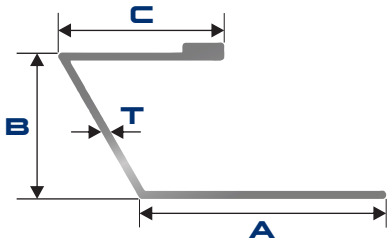
F - CHANNEL



SEC.NO.	A	B	T	WT. (KG/12')
72014	16.30	9.40	0.60	0.150-0.200

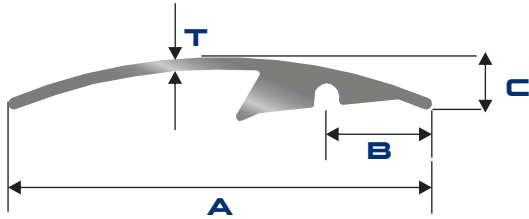


WATER CHANNEL



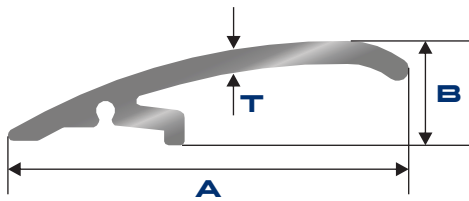
SEC.NO.	A	B	C	T	WT. (KG/12')
72010	37.10	22.00	25.00	0.80	0.800-0.850
72011	50.00	22.00	25.00	1.25	1.100-1.200

VOLVO BEEDING



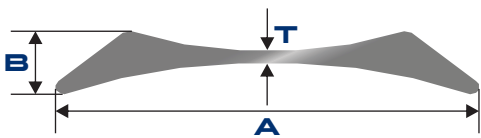
SEC.NO.	A	B	C	T	WT. (KG/12')
72012	49.50	12.30	7.45	1.40	1.150-1.300
72013	49.00	12.30	7.50	1.60	1.100-1.200
72015	49.80	12.40	8.00	2.40	1.600-1.900

VOLVO BEEDING



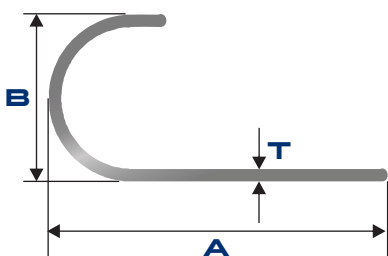
SEC.NO.	A	B	T	WT. (KG/12')
72016	49.50	12.90	2.80	1.700-2.000

HALF ROUND FLAT



SEC.NO.	A	B	T	WT. (KG/12')
72017-L	22.90	3.40	0.60	0.300-0.350
72017-H	22.90	4.30	1.40	0.500-0.550

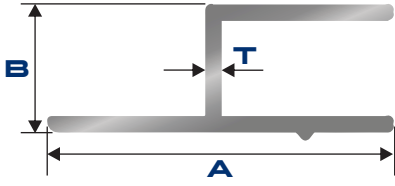
J WATER CHANNEL



SEC.NO.	A	B	T	WT. (KG/12')
72018	26.00	11.90	0.95	0.400-0.450
72019	37.00	18.70	1.30	0.750-0.850
72020	39.00	18.50	1.10	0.650-0.750
72021	25.00	18.00	1.20	0.500-0.600
72026	26.00	18.00	1.30	0.600-0.700
72027	26.00	18.00	1.40	0.600-0.700

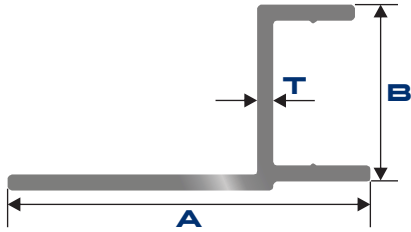


Y SECTION



SEC.NO.	A	B	T	WT. (KG/12')
72023	34.50	12.50	1.80	1.100-1.200

Y SECTION



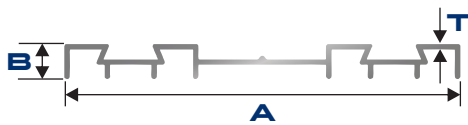
SEC.NO.	A	B	T	WT. (KG/12')
72024	41.00	21.00	1.80	1.150-1.350
76025	41.00	20.80	1.50	1.000-1.100

J SECTION



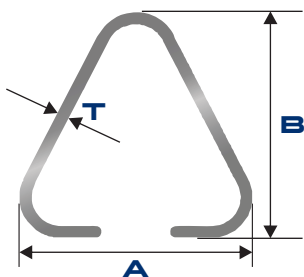
SEC.NO.	A	B	T	WT. (KG/12')
72028	25.60	5.80	0.90	0.300-0.500

NAGIN SECTION



SEC.NO.	A	B	T	WT. (KG/12')
76010-L	88.00	7.50	0.60	0.900-1.000
76010-H	88.00	7.50	0.80	1.200-1.300
76011	126.50	7.00	0.80	1.600-1.750
76011-H	125.00	9.50	0.90	2.200-2.400

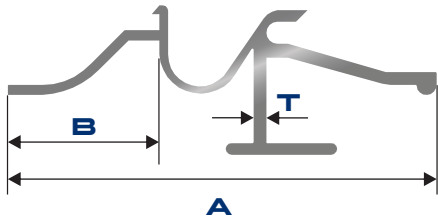
BOBIN SECTION



SEC.NO.	A	B	T	WT. (KG/12')
76012	23.30	22.50	0.70	0.400-0.500
76012-H	23.30	22.50	0.90	0.550-0.600
76013	22.70	22.70	1.60	0.900-1.100

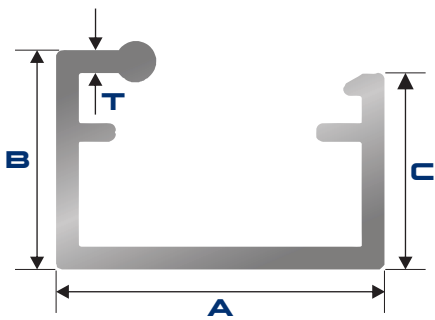


MIDDLE CAP



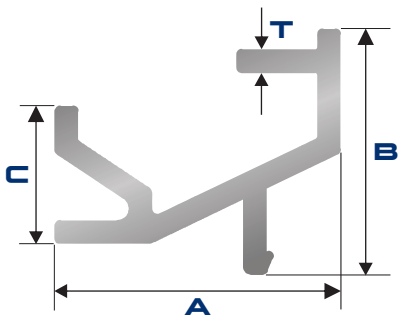
SEC.NO.	A	B	T	WT. (KG/12')
76014	84.80	30.00	2.60	3.300-3.700

HORIZONTAL C CHANNEL



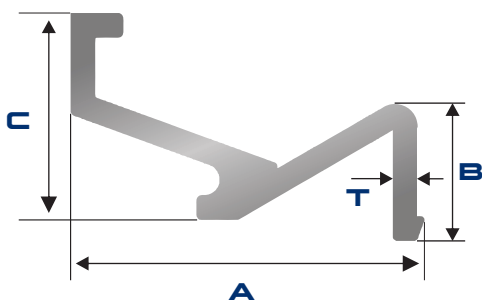
SEC.NO.	A	B	C	T	WT. (KG/12')
76015	35.50	23.50	21.00	2.00	1.900-2.100

TOP CLIP



SEC.NO.	A	B	C	T	WT. (KG/12')
76016	42.00	36.00	20.00	2.70	2.900-3.200

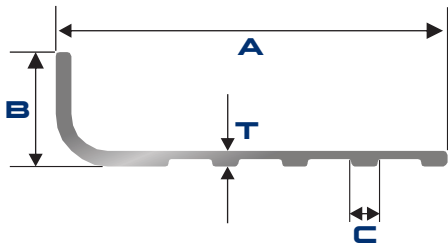
BOTTOM CLIP



SEC.NO.	A	B	C	T	WT. (KG/12')
76017	49.10	19.20	30.20	2.60	2.600-3.000

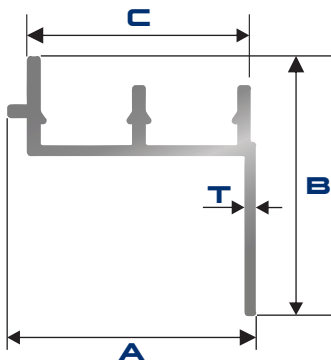


J GRIPPING FLAT



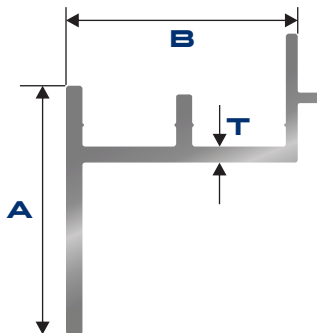
SEC.NO.	A	B	C	T	WT. (KG/12')
76018	37.60	11.00	2.50	1.50	0.550-0.600
76019	54.00	15.00	3.00	1.80	0.900-1.000

MAZDA BEEDING



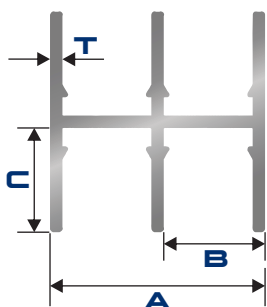
SEC.NO.	A	B	C	T	WT. (KG/12')
76020	43.20	45.20	38.80	1.40	1.750-1.900
76021	43.20	45.20	38.80	1.70	2.000-2.200

TRVL MAZDA BEEDING



SEC.NO.	A	B	T	WT. (KG/12')
76022	43.00	40.00	2.80	2.850-3.100
76022-M	43.00	40.00	3.10	3.200-3.500

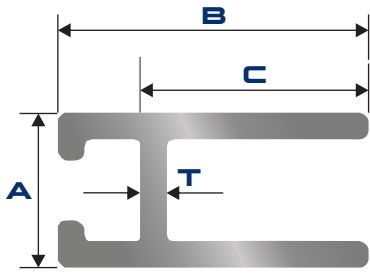
DOUBLE MAZDA BEEDING



SEC.NO.	A	B	C	T	WT. (KG/12')
76024	39.00	18.60	19.10	1.80	2.800-3.100

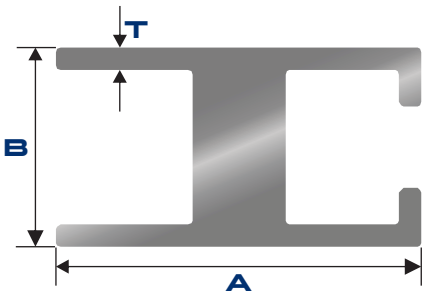


GLASS BEEDING



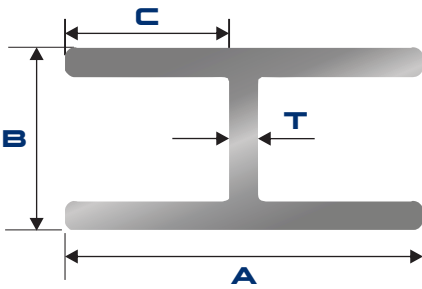
SEC.NO.	A	B	C	T	WT. (KG/12')
76026	8.50	17.30	12.60	1.20	0.500-0.550

GLASS H



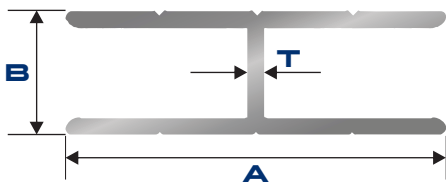
SEC.NO.	A	B	T	WT. (KG/12')
76023	24.50	13.40	1.50	1.400-1.600

GLASS H



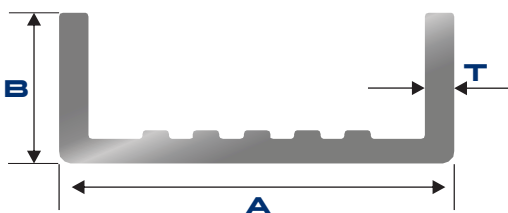
SEC.NO.	A	B	C	T	WT. (KG/12')
76027	19.10	9.60	8.90	1.30	0.600-0.650
76029	25.00	10.20	15.40	1.20	0.700-0.750

GRILL H



SEC.NO.	A	B	T	WT. (KG/12')
76028	35.00	11.00	1.00	0.750-0.850

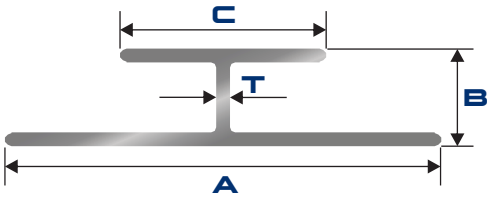
GRIPPING U CHANNEL



SEC.NO.	A	B	T	WT. (KG/12')
76030	33.00	12.50	2.50	1.250-1.400
76032	66.60	16.00	1.80	2.150-2.250

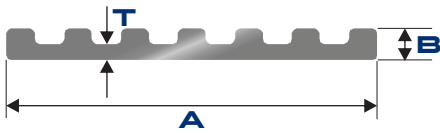


UNEQUAL GLASS H



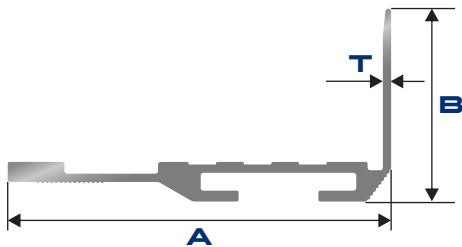
SEC.NO.	A	B	C	T	WT. (KG/12')
76031	25.00	5.60	11.80	0.80	0.300-0.500

GRIPPING FLAT



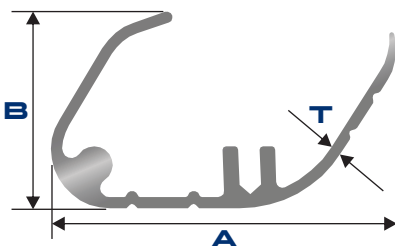
SEC.NO.	A	B	T	WT. (KG/12')
76035	31.60	2.70	1.40	0.650-0.700

TRVC FOOD STEP



SEC.NO.	A	B	T	WT. (KG/12')
76037	69.50	35.00	1.50	2.500-2.800

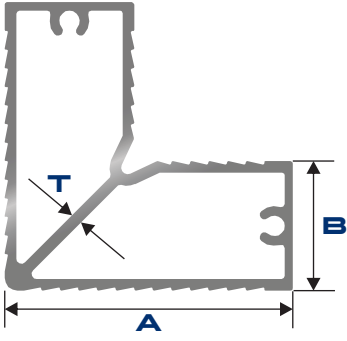
TRVC HAT TRACK



SEC.NO.	A	B	T	WT. (KG/12')
76039	55.90	31.80	1.80	2.650-2.950



BOX ANGLE SECTION



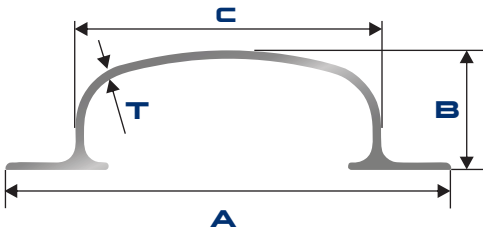
SEC.NO.	A	B	T	WT. (KG/12')
76040	45.00	20.20	1.80	3.300-3.500

HINGES



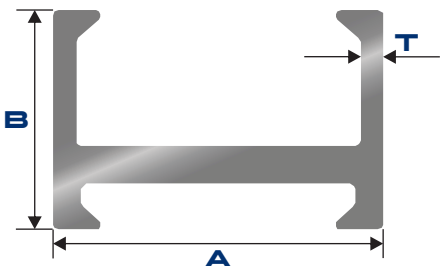
SEC.NO.	A	B	T	WT. (KG/12')
76045	24.00	5.30	1.50	0.400-0.450

HANDLE SECTION



SEC.NO.	A	B	C	T	WT. (KG/12')
76050	122.00	32.50	83.50	2.00	3.500-3.700

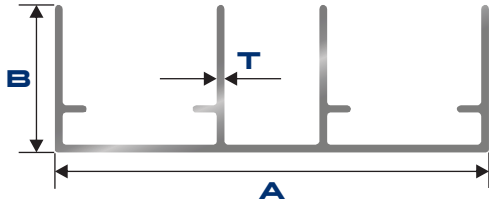
HARDWARE SECTION



SEC.NO.	A	B	T	WT. (KG/12')
76201	18.80	12.50	1.30	0.700-0.850

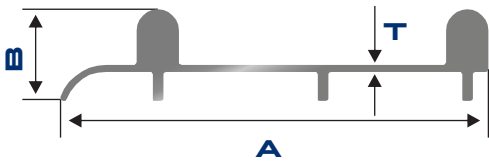


HARDWARE SECTION



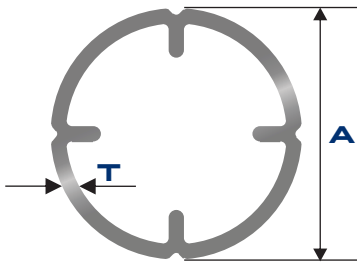
SEC.NO.	A	B	T	WT. (KG/12')
76203	57.50	19.50	1.05	1.450-1.650

HARDWARE SECTION



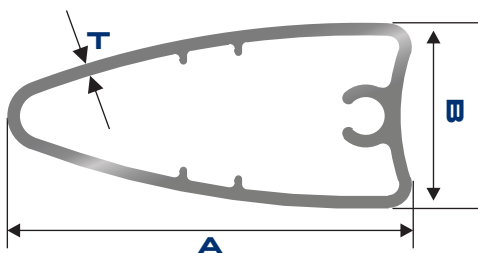
SEC.NO.	A	B	T	WT. (KG/12')
76205	48.00	10.30	0.80	1.000-1.200

MISK SMALL ROUND



SEC.NO.	A	T	WT. (KG/12')
76401	14.60	0.90	0.440-0.500

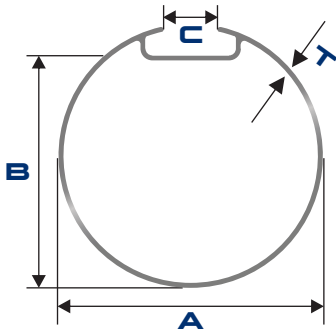
TRIANGULAR TUBE



SEC.NO.	A	B	T	WT. (KG/12')
76403	25.80	11.85	0.80	0.570-0.650

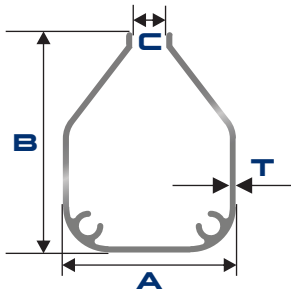


MISK BIG ROUND



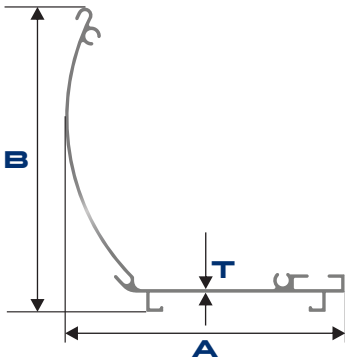
SEC.NO.	A	B	C	T	WT. (KG/12')
76405	38.20	33.60	7.60	0.70	0.900-1.000

CURTAIN CHANNEL U



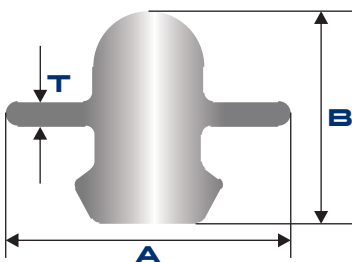
SEC.NO.	A	B	C	T	WT. (KG/12')
76061	23.80	28.40	8.00	1.00	0.900-1.100
76407	22.80	29.00	4.50	0.80	0.750-0.850

ECO FRAME



SEC.NO.	A	B	T	WT. (KG/12')
76409	74.00	80.50	0.90	1.800-2.000

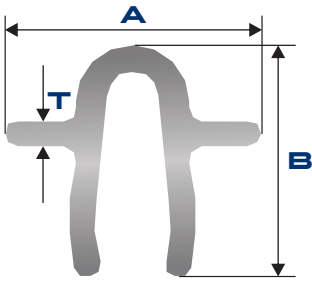
STAR ROD



SEC.NO.	A	B	T	WT. (KG/12')
78061	9.40	7.00	0.80	0.250-0.350

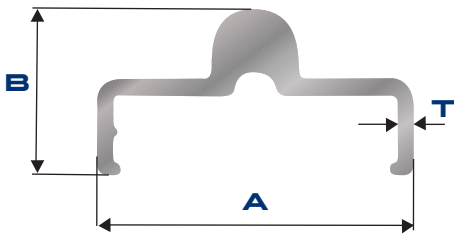


STAR BEEDING



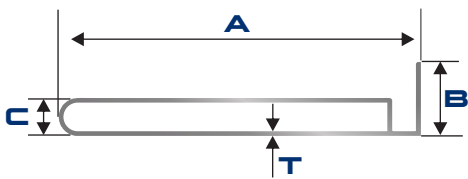
SEC.NO.	A	B	T	WT. (KG/12')
78065	9.80	8.90	1.00	0.210-0.260

TOP GUIDE SECTION



SEC.NO.	A	B	T	WT. (KG/12')
78099	14.00	7.40	0.80	0.200-0.300

DRAWER SECTION



SEC.NO.	A	B	C	T	WT. (KG/12')
71201-L	100.00	20.00	10.00	0.65	1.500-1.600
71201	100.00	20.00	10.00	0.70	1.600-1.700
71201-M	100.00	20.00	10.00	0.75	1.700-1.900
71201-	100.00	20.00	10.00	0.85	1.900-2.100

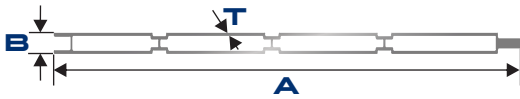
PANEL SECTION



SEC.NO.	A	B	T	WT. (KG/12')
72255	89.30	6.00	0.60	1.200-1.400




3MM PANEL SECTION



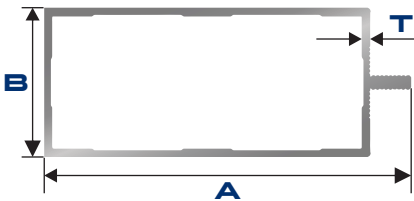
SEC.NO.	A	B	T	WT. (KG/12')
72256	104.10	3.00	0.45	1.000-1.200

STEP PANEL SECTION



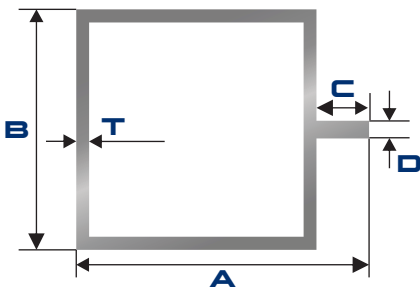
SEC.NO.	A	B	T	WT. (KG/12')
72260	87.00	8.00	0.80	1.250-1.400

STRUCTURAL GLAZING



SEC.NO.	A	B	T	WT. (KG/12')
71701-L	71.00	28.50	0.65	1.500-1.600
71701	71.00	28.50	0.70	1.600-1.700
71701-M	71.00	28.50	0.75	1.700-1.900
71701-H	71.00	28.50	0.85	1.900-2.000
71702	71.00	28.50	1.00	2.000-2.300

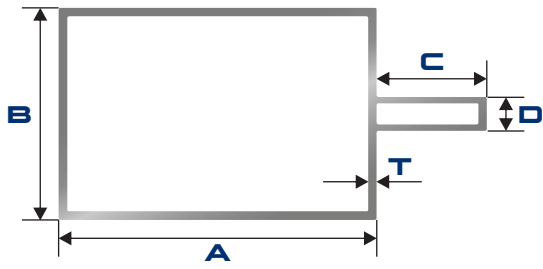
CURTAIN WALL



SEC.NO.	A	B	C	D	T	WT. (KG/12')
71705	45.00	45.00	5.00	3.00	1.25	2.300-2.800
71706	45.00	45.00	5.00	3.00	1.55	2.800-3.200
71707	64.00	57.00	10.00	5.00	1.30	3.600-4.200
71707-M	64.00	57.00	10.00	5.00	1.65	4.400-5.000
71707-H	64.00	57.00	10.00	5.00	2.00	5.200-5.700
71708	64.00	57.00	6.00	3.00	1.45	3.600-4.000
71708-M	64.00	57.00	6.00	3.00	1.80	4.400-5.000
71708-H	64.00	57.00	6.00	3.00	2.15	5.200-5.700
71711	50.00	50.00	10.00	5.00	1.10	2.500-2.800
71715	110.00	57.00	10.00	5.00	2.00	6.500-7.500

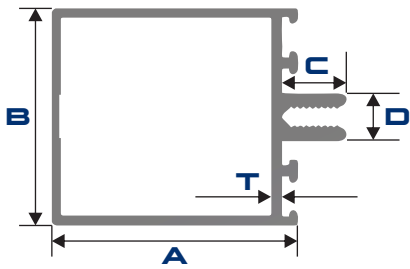


STRUCTURAL GLAZING



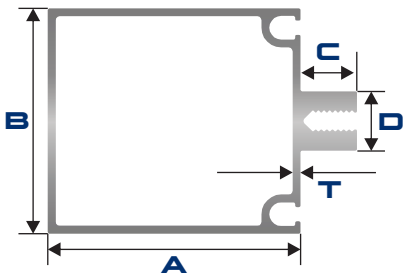
SEC.NO.	A	B	C	D	T	WT. (KG/12')
71721	75.00	50.00	26.00	8.00	2.00	5.500-6.000

STRUCTURAL GLAZING




SEC.NO.	A	B	C	D	T	WT. (KG/12')
71758	56.70	50.00	15.00	10.50	2.00	5.100-5.600

STRUCTURAL GLAZING



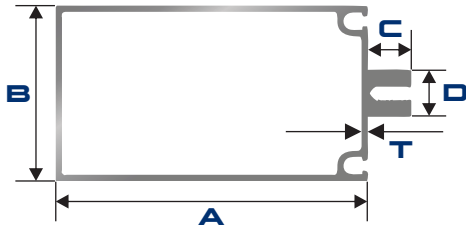
SEC.NO.	A	B	C	D	T	WT. (KG/12')
71768	64.00	57.00	14.30	15.00	2.00	6.200-7.000

STRUCTURAL GLAZING



SEC.NO.	A	B	C	D	T	WT. (KG/12')
71761	104.40	55.00	14.20	10.00	1.80	6.000-6.600

STRUCTURAL GLAZING



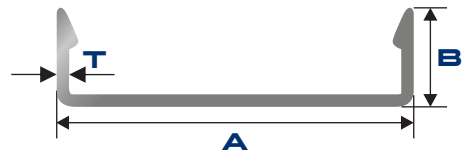
SEC.NO.	A	B	C	D	T	WT. (KG/12')
71771	101.60	57.00	14.30	15.00	2.00	7.800-8.500

COVER PLATE



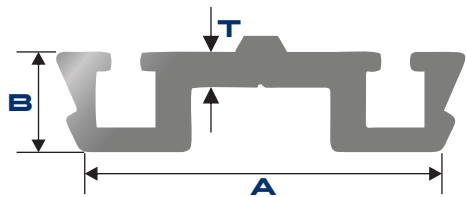
SEC.NO.	A	B	T	WT. (KG/12')
71794	40.00	13.50	1.50	0.950-1.050

COVER PLATE



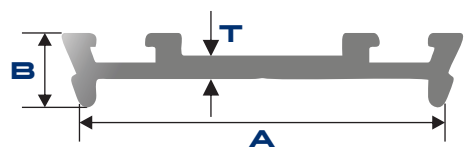
SEC.NO.	A	B	T	WT. (KG/12')
71796	55.50	15.00	1.50	1.200-1.400

PRESSURE PLATE



SEC.NO.	A	B	T	WT. (KG/12')
71797	36.00	9.00	3.00	1.700-1.800

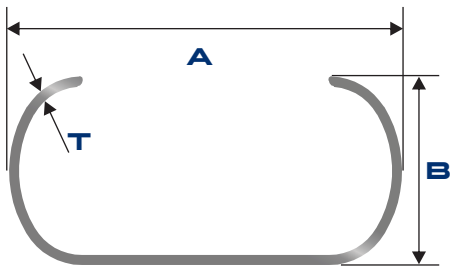
PRESSURE PLATE



SEC.NO.	A	B	T	WT. (KG/12')
71798	50.43	9.50	2.75	1.750-1.950

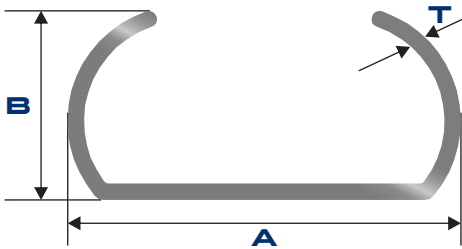


LADDER SECTION



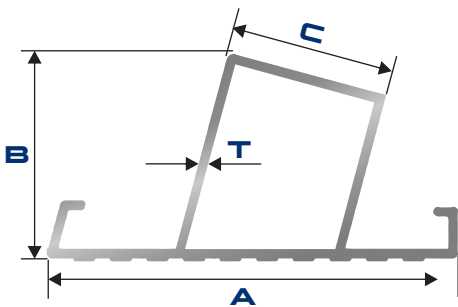
SEC.NO.	A	B	T	WT. (KG/20')
71800	66.60	32.00	1.70	3.500-3.900
71801	66.60	32.00	1.95	4.000-4.400
71802	66.60	31.90	2.45	5.000-5.500
71803	66.60	31.80	3.25	6.500-7.100
71804	66.60	31.55	3.85	7.550-8.300

LADDER SECTION



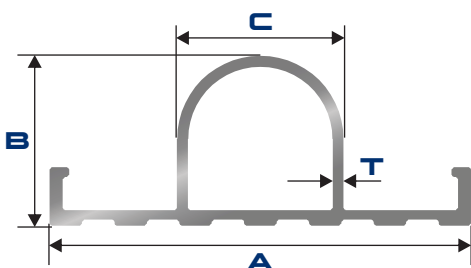
SEC.NO.	A	B	T	WT. (KG/20')
79111	66.10	31.75	2.75	5.500-6.100

HOLLOW LADDER STEP



SEC.NO.	A	B	C	T	WT. (KG/20')
71811	64.10	32.10	25.20	1.05	3.000-3.200
71812	64.10	32.10	25.20	1.45	4.000-4.200

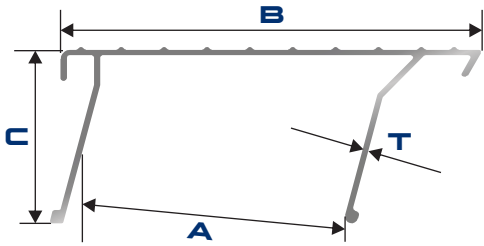
HOLLOW LADDER STEP



SEC.NO.	A	B	C	T	WT. (KG/12')
71815	65.00	26.20	25.70	1.70	2.550-2.750

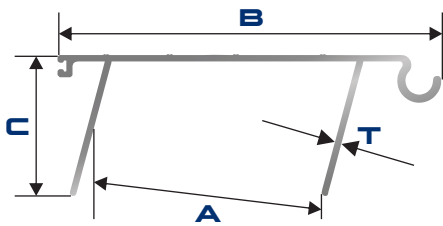


LADDER SECTION



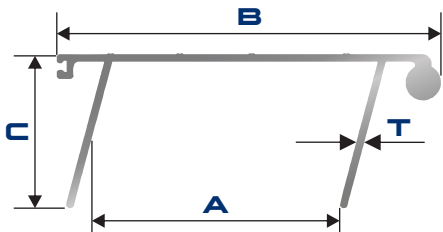
SEC.NO.	A	B	C	T	WT. (KG/12')
71821	50.40	78.50	32.40	1.10	1.750-1.900
71823	50.50	80.00	35.00	1.10	1.900-2.000

LADDER TOP FEMALE



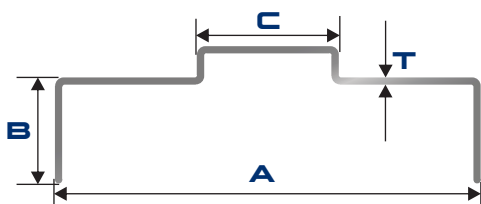
SEC.NO.	A	B	C	T	WT. (KG/12')
71825	78.60	125.00	45.50	1.30	3.300-3.500

LADDER TOP MALE



SEC.NO.	A	B	C	T	WT. (KG/12')
71826	78.60	115.00	45.50	1.30	3.500-3.900

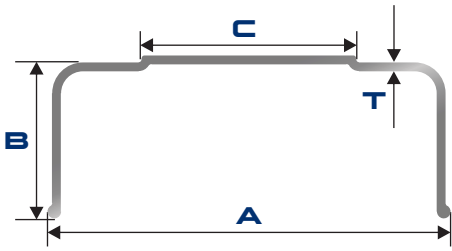
LADDER SECTION



SEC.NO.	A	B	C	T	WT. (KG/12')
71831	76.20	19.00	25.40	1.30	1.550-1.700

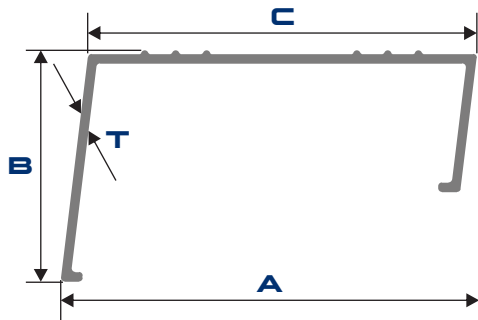


LADDER SECTION



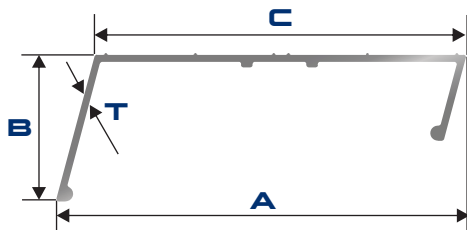
SEC.NO.	A	B	C	T	WT. (KG/12')
71832	58.80	22.80	31.30	1.30	1.300-1.400

LADDER SECTION



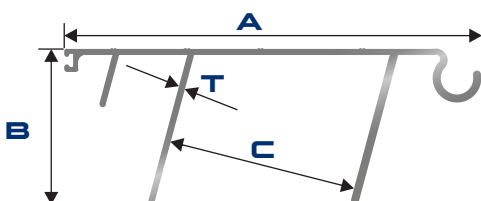
SEC.NO.	A	B	C	T	WT. (KG/12')
71833	56.70	31.50	53.00	1.30	1.350-1.550

LADDER SECTION



SEC.NO.	A	B	C	T	WT. (KG/12')
71834	81.00	29.00	73.40	1.40	1.800-1.950

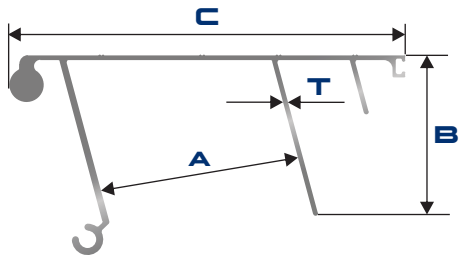
LADDER SECTION



SEC.NO.	A	B	C	T	WT. (KG/12')
71835	124.40	46.20	57.20	1.40	3.900-4.300

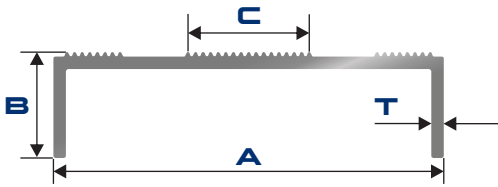


LADDER TOP MALE



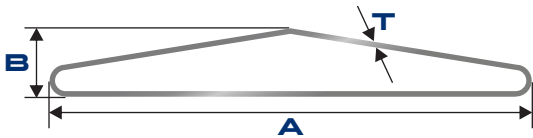
SEC.NO.	A	B	C	T	WT. (KG/12')
71836	114.00	46.20	57.20	1.40	4.600-5.100

LADDER SECTION



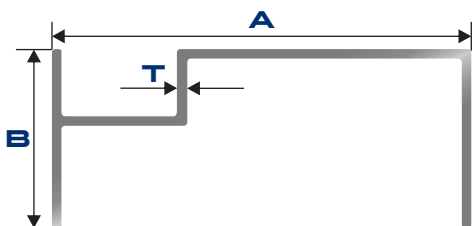
SEC.NO.	A	B	C	T	WT. (KG/12')
71837	77.00	20.90	23.93	2.50	3.000-3.200

MISCELLANEOUS



SEC.NO.	A	B	T	WT. (KG/12')
71841	106.00	15.00	1.20	2.600-2.800

LOUVER SECTION



SEC.NO.	A	B	T	WT. (KG/12')
71912	35.00	15.00	0.60	0.400-0.450
71915	35.00	15.00	0.80	0.550-0.600




LOUVER SECTION



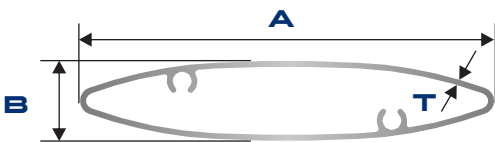
SEC.NO.	A	B	T	WT. (KG/12')
71918-L	80.70	11.75	1.15	1.000-1.400
71918	80.70	12.50	1.55	1.650-1.800

LOUVER SECTION



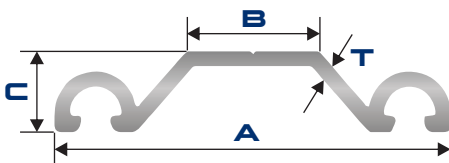
SEC.NO.	A	B	C	T	WT. (KG/12')
71919	110.00	17.30	70.30	1.35	1.850-2.000

OVAL LOUVER SECTION



SEC.NO.	A	B	T	WT. (KG/12')
73590	75.00	14.50	1.05	1.800-1.950
73591	100.00	25.50	1.20	2.700-2.900

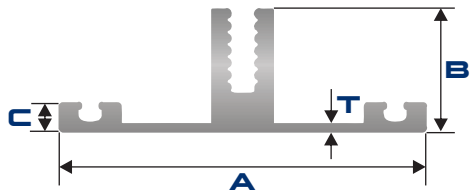
DOM TOP



SEC.NO.	A	B	C	T	WT. (KG/12')
71920	50.00	16.60	9.90	1.50	1.000-1.200

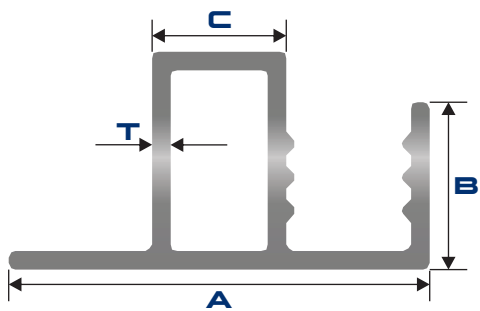


DOM BOTTOM



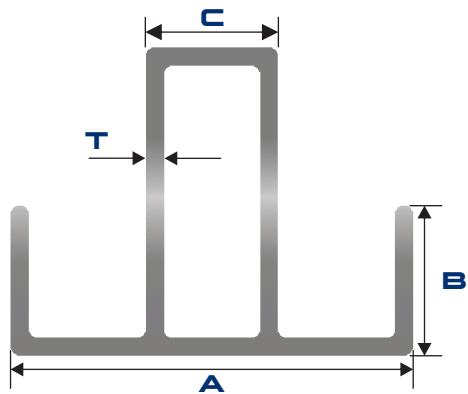
SEC.NO.	A	B	C	T	WT. (KG/12')
71921	50.00	17.00	5.60	1.90	1.800-2.100

MOSQUITO SECTION



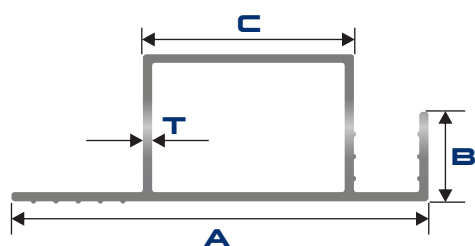
SEC.NO.	A	B	C	T	WT. (KG/12')
72001	25.00	10.00	8.00	1.10	0.650-0.800
72001-H	25.00	10.00	8.00	1.25	0.800-0.900

MISCELLANEOUS



SEC.NO.	A	B	C	T	WT. (KG/12')
72002	26.80	20.50	8.80	1.20	1.050-1.250

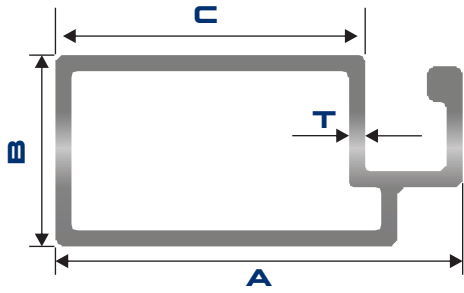
MOSQUITO SECTION BIG



SEC.NO.	A	B	C	T	WT. (KG/12')
79281	46.80	10.00	23.60	1.00	1.080-1.200

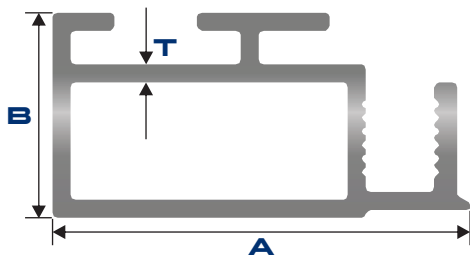


MOSQUITO SECTION SMALL



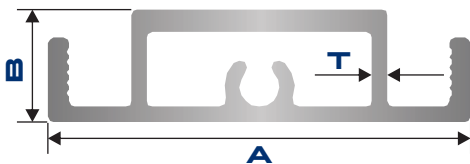
SEC.NO.	A	B	C	T	WT. (KG/12')
79159-L	20.80	9.80	15.80	0.65	0.400-0.460
79159	20.80	9.80	15.80	0.80	0.460-0.550

MOSQUITO SECTION



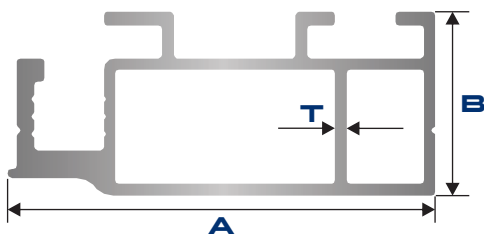
SEC.NO.	A	B	T	WT. (KG/12')
79160	25.60	12.60	1.10	0.900-1.100

MOSQUITO SECTION



SEC.NO.	A	B	T	WT. (KG/12')
79161	30.00	8.00	1.10	0.950-1.000

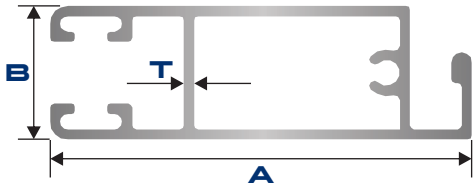
MOSQUITO SECTION



SEC.NO.	A	B	T	WT. (KG/12')
79162	36.80	15.80	1.00	1.400-1.600

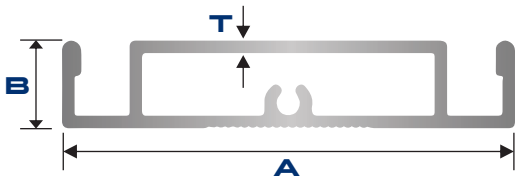


MOSQUITO SECTION



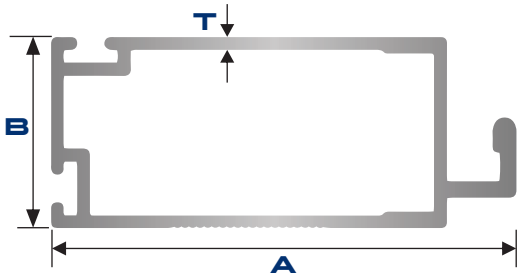
SEC.NO.	A	B	T	WT. (KG/12')
79163	41.00	13.00	1.00	1.250-1.450

MOSQUITO SECTION



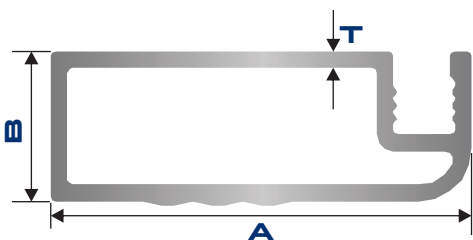
SEC.NO.	A	B	T	WT. (KG/12')
79164	41.50	7.80	0.88	0.900-1.100

MOSQUITO SECTION



SEC.NO.	A	B	T	WT. (KG/12')
79165	45.20	18.40	0.95	1.300-1.500

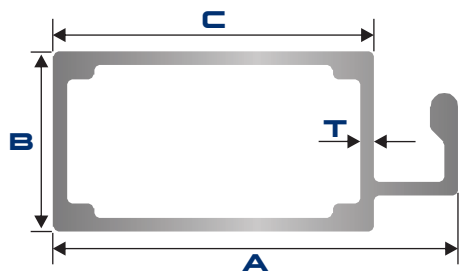
MOSQUITO SECTION



SEC.NO.	A	B	T	WT. (KG/12')
79166	25.20	9.00	1.00	0.700-0.800

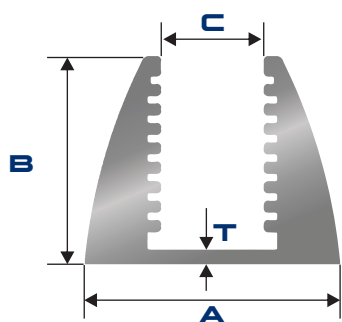


MOSQUITO SECTION



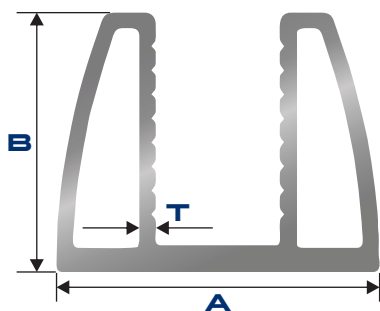
SEC.NO.	A	B	C	T	WT. (KG/12')
79271	32.60	14.50	25.80	1.10	1.100-1.200

HALF GLASS BOTTOM



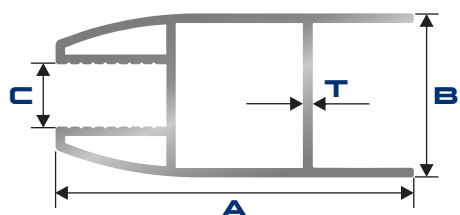
SEC.NO.	A	B	C	T	WT. (KG/12')
72005	39.10	31.75	16.20	1.90	4.700-5.200

HALF GLASS BOTTOM HOLLOW



SEC.NO.	A	B	T	WT. (KG/12')
72006-L	40.00	32.00	1.70	3.100-3.300
72006	40.00	32.00	2.00	3.500-3.800

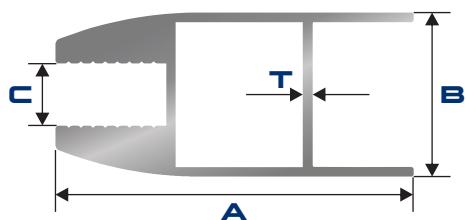
FISH TYPE GLASS BOTTOM



SEC.NO.	A	B	C	T	WT. (KG/12')
73909-L	88.00	40.00	16.00	1.25	3.800-4.200
73909	88.00	40.00	16.00	1.50	4.500-5.000
73909-M	88.00	40.00	16.00	1.70	5.000-5.500
73909-H	88.00	40.00	16.00	1.85	5.500-6.000

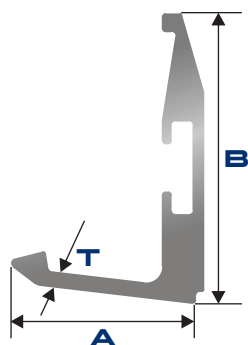


FISH TYPE GLASS BOTTOM



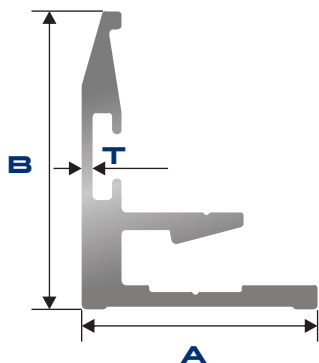
SEC.NO.	A	B	C	T	WT. (KG/12')
73911-L	88.50	40.00	16.40	1.50	7.500-8.000
73911	88.50	40.00	16.40	2.10	8.500-9.000

GLASS BOTTOM MALE



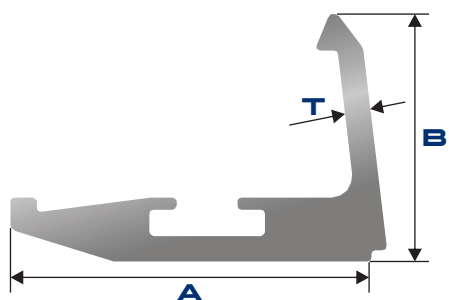
SEC.NO.	A	B	T	WT. (KG/12')
73921	19.60	29.50	1.60	1.100-1.300

GLASS BOTTOM FEMALE



SEC.NO.	A	B	T	WT. (KG/12')
73926	25.50	32.20	1.20	1.700-1.900

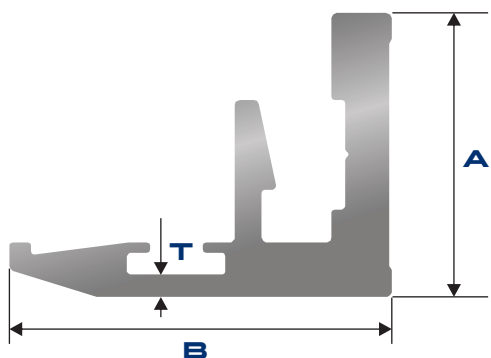
GLASS BOTTOM MALE



SEC.NO.	A	B	T	WT. (KG/12')
73923-L	29.30	19.30	1.50	1.000-1.200
73923	29.30	19.30	2.00	1.350-1.550

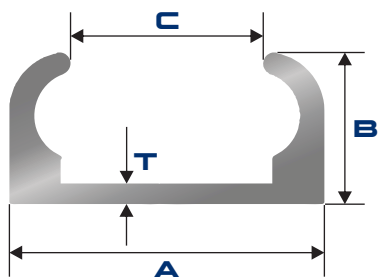


GLASS BOTTOM FEMALE



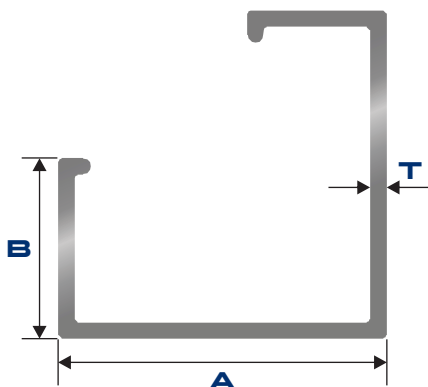
SEC.NO.	A	B	T	WT. (KG/12')
73928-L	26.00	35.00	1.50	2.300-2.500
73928	26.00	35.00	2.00	2.650-2.950

C GEAR SECTION



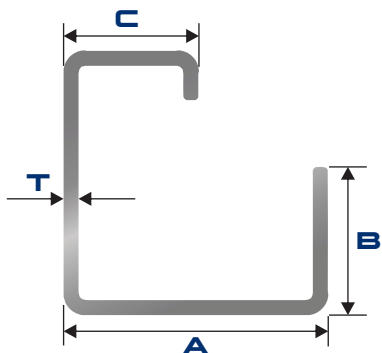
SEC.NO.	A	B	C	T	WT. (KG/12')
72008	35.90	17.00	25.00	1.80	1.500-1.700

C DOOR GEAR SECTION



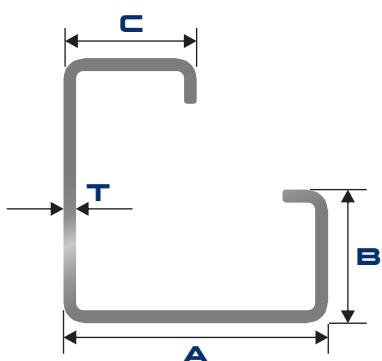
SEC.NO.	A	B	T	WT. (KG/12')
74089	40.00	22.00	2.00	2.300-2.600

G DOOR GEAR SECTION



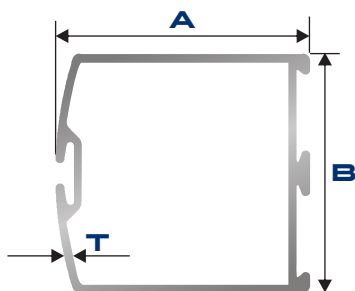
SEC.NO.	A	B	C	T	WT. (KG/12')
74085	39.70	22.00	20.00	1.80	2.100-2.300

G DOOR GEAR SECTION



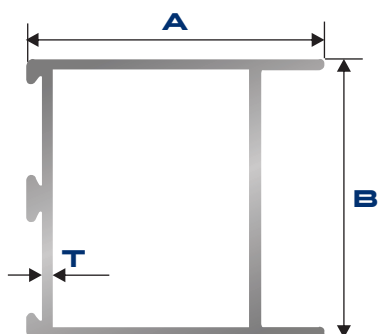
SEC.NO.	A	B	C	T	WT. (KG/12')
74087	39.95	19.95	19.95	1.95	2.300-2.600

DOOR VERTICAL



SEC.NO.	A	B	T	WT. (KG/7')
73070	47.50	44.50	0.85	1.000-1.200
73071	47.50	44.50	1.10	1.300-1.500
73072	47.50	44.50	1.30	1.500-1.700
73073	47.50	44.50	1.60	1.800-2.000
73073-H	47.50	44.50	2.70	2.800-3.000
73076	85.00	44.50	1.45	2.300-2.500

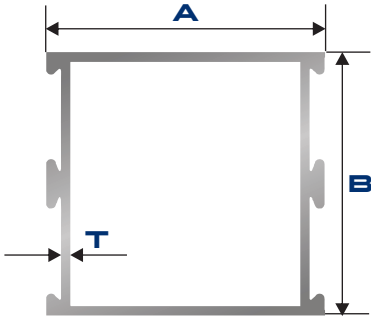
DOOR TOP



SEC.NO.	A	B	T	WT. (KG/12')
73080	47.50	44.50	0.90	1.800-2.000
73081	47.50	44.50	1.10	2.200-2.400
73082	47.50	44.50	1.30	2.500-2.800

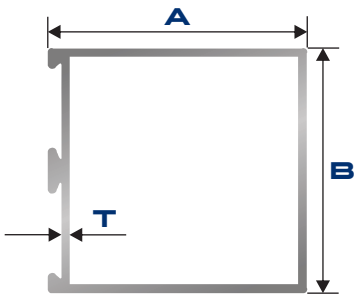


DOOR DIVIDER



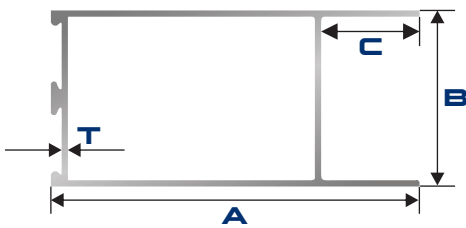
SEC.NO.	A	B	T	WT. (KG/12')
73090	47.50	44.50	0.80	1.800-2.000
73091	47.50	44.50	1.05	2.200-2.400
73092	47.50	44.50	1.20	2.500-2.800

DOOR CENTRE



SEC.NO.	A	B	T	WT. (KG/12')
74510	47.00	44.50	0.85	1.700-1.900
74510-H	47.00	44.50	1.15	2.200-2.400

DOOR BOTTOM



SEC.NO.	A	B	C	T	WT. (KG/12')
74008	95.00	44.50	25.00	2.30	6.400-6.900
74009	95.00	44.50	25.00	1.30	3.700-4.000
74010	95.00	44.50	25.00	0.85	2.600-2.800
74010-M	95.00	44.50	25.00	0.90	2.800-3.000
74010-H	95.00	44.50	25.00	1.10	3.200-3.500

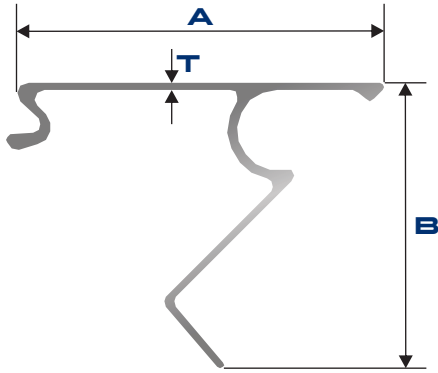
HOLLOW BOOK TYPE



SEC.NO.	A	B	C	T	WT. (KG/12')
73402	89.00	44.00	12.50	1.00	2.500-2.800

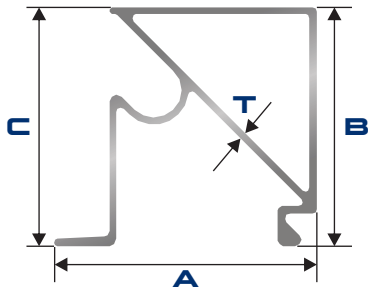


GLAZING CLIP



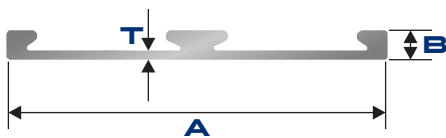
SEC.NO.	A	B	T	WT. (KG/12')
74061	20.94	15.83	0.45	0.220-0.260
74062	20.94	15.83	0.55	0.260-0.300
74063	20.94	15.83	0.80	0.350-0.400
74064	20.94	15.83	1.00	0.400-0.450

BOX GLAZING CLIP



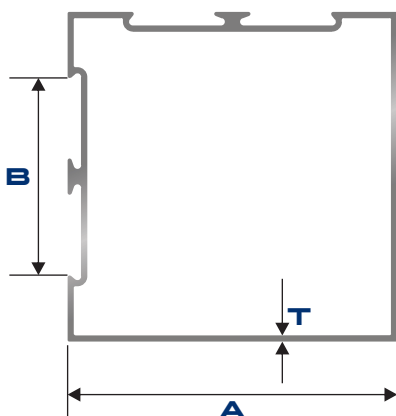
SEC.NO.	A	B	C	T	WT. (KG/12')
74066	19.01	17.30	11.00	0.50	0.400-0.450

GLAZING PLATE



SEC.NO.	A	B	T	WT. (KG/12')
74054	44.00	3.00	0.45	0.450-0.500
74054-H	44.00	3.00	0.55	0.500-0.550

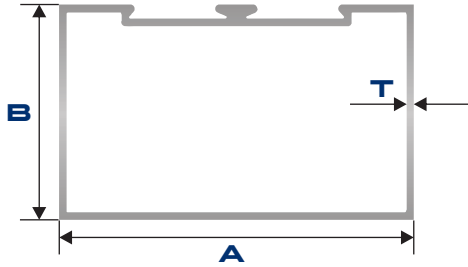
PARTITION CORNER SECTION



SEC.NO.	A	B	T	WT. (KG/12')
74082	63.50	38.00	1.20	3.300-3.600

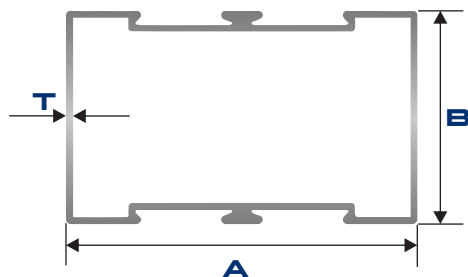


SINGLE PARTITION



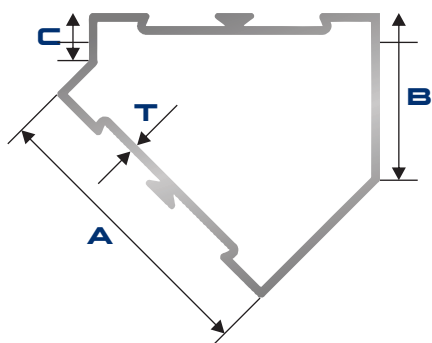
SEC.NO.	A	B	T	WT. (KG/12')
74012	63.00	38.00	0.65	1.500-1.700
74013	63.00	38.00	0.80	1.700-1.900
74014	63.00	38.00	1.00	2.100-2.300
74016	63.00	38.00	1.30	2.700-2.900
74018	63.00	38.00	1.85	3.800-4.100
74019	63.00	38.00	0.85	1.900-2.100
74021	63.00	38.00	1.10	2.300-2.500
74021-H	63.00	38.00	2.30	4.600-5.000
74045	48.00	24.00	0.60	1.000-1.300
74046	50.80	25.40	0.60	1.200-1.400
74046-M	50.80	25.40	0.85	1.400-1.600
74046-H	50.80	25.40	1.15	1.900-2.100
74049	101.20	44.45	1.20	3.600-4.000
74049-H	101.20	44.45	3.55	10.000-10.500
74050	101.20	44.45	1.70	5.000-5.500
74050-H	101.20	44.45	2.25	6.500-7.000

DOUBLE PARTITION



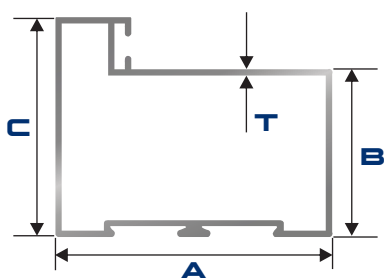
SEC.NO.	A	B	T	WT. (KG/12')
74025	63.00	38.00	0.60	1.500-1.700
74026	63.00	38.00	0.80	1.900-2.100
74027	63.00	38.00	0.70	1.700-1.900
74028	63.00	38.00	0.90	2.100-2.300
74029	63.00	38.00	1.00	2.300-2.500
74030	63.00	38.00	1.20	2.750-3.000
74034	63.00	38.00	1.70	3.800-4.200
74047	50.80	25.40	0.70	1.200-1.400
74047-M	50.80	25.40	0.80	1.400-1.600
74047-H	50.80	25.40	1.05	1.900-2.100
74048	48.00	24.00	0.50	1.000-1.300
74051	101.20	44.45	1.10	3.600-4.000
74052	101.20	44.45	1.60	5.000-5.500
74053	101.20	44.45	2.10	6.500-7.000
74053-H	101.20	44.45	3.40	10.000-10.500

BAY WINDOW PARTITION



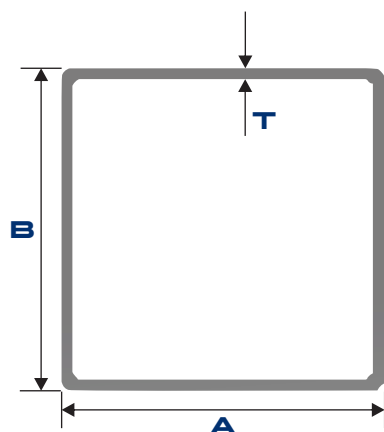
SEC.NO.	A	B	C	T	WT. (KG/12')
74080	62.80	35.90	10.30	1.10	2.800-3.000

LEG PARTITION



SEC.NO.	A	B	C	T	WT. (KG/12')
72030	63.50	38.00	50.00	1.10	2.800-3.100

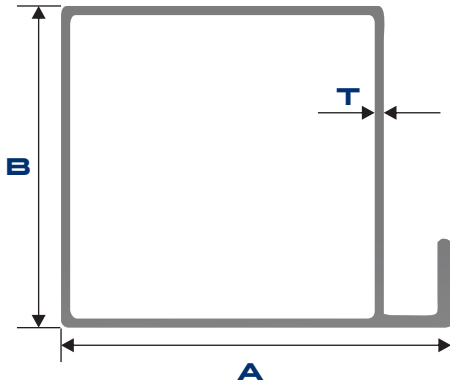
SQUARE TUBE



SEC.NO.	A	B	T	WT. (KG/12')
72103	16.00	16.00	0.60	0.350-0.380
72104	18.00	18.00	0.55	0.380-0.450
72104-M	18.00	18.00	0.75	0.500-0.600
72104-H	18.00	18.00	0.90	0.600-0.700
72115	22.00	22.00	0.55	0.450-0.480
72116	23.00	23.00	0.55	0.480-0.550
72116-H	23.00	23.00	0.70	0.600-0.700
72117-L	24.00	24.00	0.90	0.800-0.900
72117	24.00	24.00	1.00	0.900-1.000
72118-L	32.00	32.00	0.60	0.750-0.850
72118	32.00	32.00	0.70	0.850-1.000
72118-M	32.00	32.00	0.80	1.000-1.200
72118-H	32.00	32.00	1.05	1.300-1.500
72120-L	35.00	35.00	0.70	0.900-1.000
72120-M	35.00	35.00	0.80	1.000-1.200
72120-H	35.00	35.00	0.90	1.200-1.400
72122	38.00	38.00	1.40	2.000-2.400
72123	36.00	36.00	0.65	0.900-1.100
72124	38.00	38.00	0.95	1.400-1.600
72125	50.00	50.00	0.90	1.700-2.000
72125-M	50.00	50.00	1.20	2.400-2.700
72125-H	50.00	50.00	1.50	3.000-3.300
72126	50.00	50.00	2.00	4.000-4.500
72131	61.00	61.00	2.00	4.700-5.000
78097	12.00	12.00	0.55	0.250-0.300

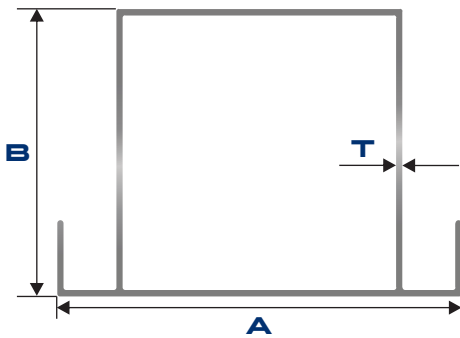


SQUARE TUBE WITH LEG



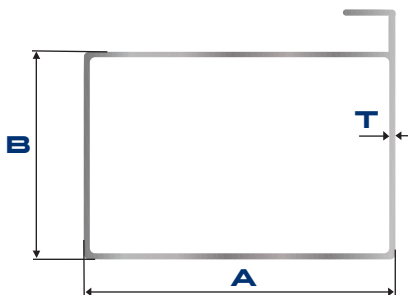
SEC.NO.	A	B	T	WT. (KG/12')
72221-L	27.40	22.60	0.55	0.500-0.600
72221	27.40	22.60	0.65	0.600-0.700
72224	36.80	32.00	0.65	0.850-1.000

SQUARE TUBE DOUBLE LEG



SEC.NO.	A	B	T	WT. (KG/12')
72222	31.80	22.60	0.50	0.500-0.600
72225	41.60	32.00	0.65	0.800-1.000

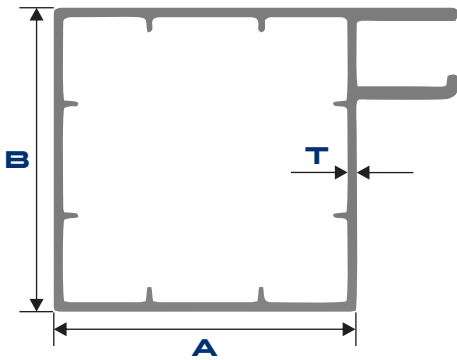
RECTANGULAR TUBE WITH SINGLE LIP



SEC.NO.	A	B	T	WT. (KG/12')
72241	36.00	24.00	0.70	0.880-1.000

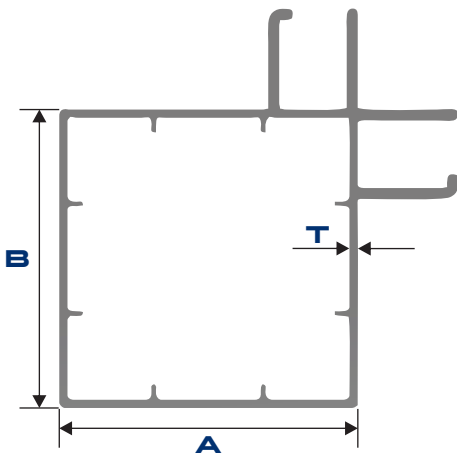


SQUARE TUBE SINGLE LIP



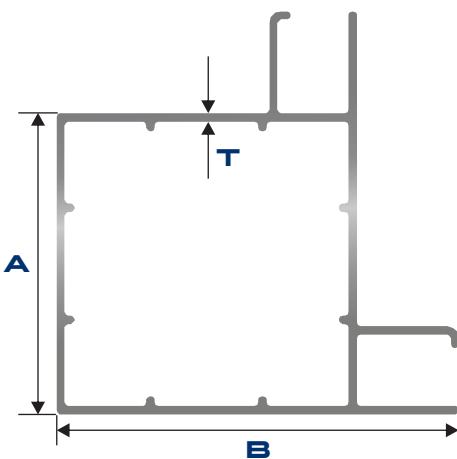
SEC.NO.	A	B	T	WT. (KG/12')
72201	25.00	25.00	0.75	0.900-1.000

SQUARE TUBE DOUBLE LIP



SEC.NO.	A	B	T	WT. (KG/12')
72211	25.00	25.00	0.70	0.950-1.100

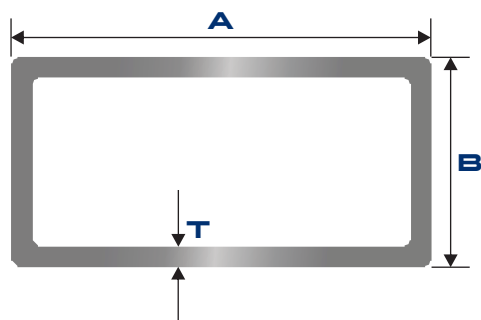
SQUARE TUBE OPPOSITE LIP



SEC.NO.	A	B	T	WT. (KG/12')
72216	25.00	33.50	0.70	0.950-1.100



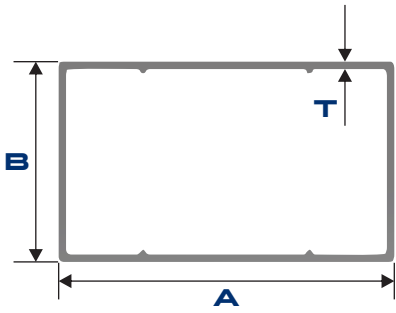
RECTANGULAR TUBE



SEC.NO.	A	B	T	WT. (KG/12')
72140	20.00	10.00	1.00	0.550-0.650
72149	32.00	19.00	0.77	0.700-1.000
72150-L	36.00	24.00	0.50	0.600-0.700
72150	36.00	24.00	0.60	0.700-0.800
72151	36.00	24.00	0.70	0.800-0.900
72152	36.00	24.00	0.80	0.900-1.100
72153	36.00	24.00	0.95	1.100-1.200
72153-H	36.00	24.00	1.05	1.200-1.400
72154-L	38.10	25.40	0.75	0.900-1.100
72154-H	38.10	25.40	1.00	1.200-1.400
72156	50.00	25.00	0.60	0.900-1.100
72157	50.00	25.00	0.85	1.200-1.400
72158	50.00	25.00	0.95	1.400-1.600
72159	50.00	25.00	1.35	1.900-2.100
72159-M	50.00	25.00	1.75	2.500-2.800
72159-H	50.00	25.00	2.05	2.900-3.200
72160	50.00	18.00	0.95	1.200-1.400
72161-L	63.00	38.00	0.75	1.500-1.700
72161-M	63.00	38.00	0.90	1.800-2.000
72161-H	63.00	38.00	1.15	2.200-2.500
72162	63.00	38.00	1.45	2.800-3.100
72162-M	63.00	38.00	1.65	3.200-3.500
72162-H	63.00	38.00	1.85	3.600-4.000
72163	101.20	44.45	1.30	3.600-4.000
72163-M	101.20	44.45	1.50	4.200-4.600
72164	101.20	44.45	1.80	5.000-5.500
72164-H	101.20	44.45	3.65	10.000-10.500
72165	80.50	15.50	0.90	1.700-1.900
72166	38.10	12.70	1.05	1.000-1.100
72170	100.00	15.50	1.00	2.200-2.400
72173	100.00	25.00	3.60	8.100-9.000
72155	50.60	12.70	1.00	1.200-1.400
72172-L	100.00	25.00	0.80	1.900-2.100
72172	100.00	25.00	1.40	3.350-3.800
72174-L	75.00	25.00	0.85	1.600-1.900
72174-M	75.00	25.00	1.40	2.650-3.000
72174-H	75.00	25.00	2.80	5.200-5.700
72175	75.00	50.00	2.00	4.750-5.200
72176	75.00	35.00	2.60	5.300-5.600
72177-M	50.00	38.00	2.00	3.300-3.600
72177-H	50.00	38.00	3.00	4.900-5.200
72180	75.00	19.00	1.40	2.500-2.800
72182	75.00	12.50	1.00	1.700-1.900

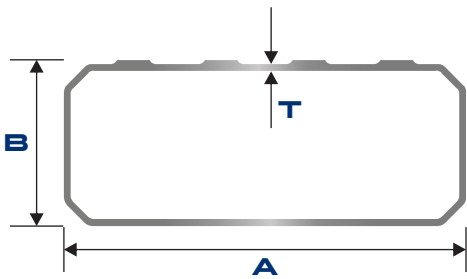


RECTANGULAR TUBE INSIDE BULB



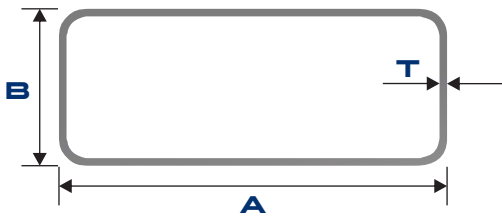
SEC.NO.	A	B	T	WT. (KG/12')
72243	32.00	19.00	0.70	0.700-0.800

RECTANGULAR TUBE



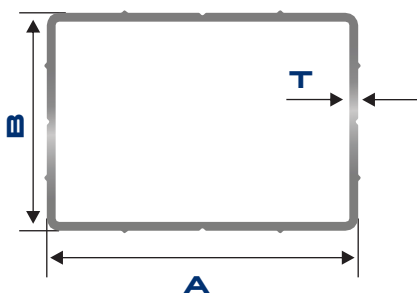
SEC.NO.	A	B	T	WT. (KG/12')
72135	50.40	20.80	0.85	1.200-1.400

RECTANGULAR TUBE WITH RADIUS



SEC.NO.	A	B	T	WT. (KG/12')
72145	50.00	20.00	1.00	1.300-1.500

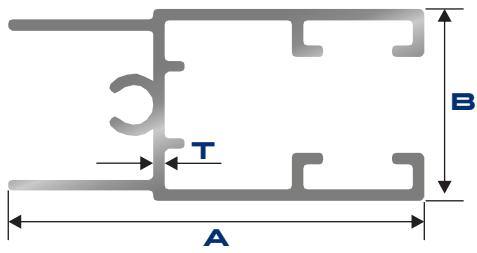
RECTANGULAR TUBE



SEC.NO.	A	B	T	WT. (KG/12')
72146	50.00	35.00	1.00	1.600-1.800
72147	50.00	35.00	1.40	2.250-2.350

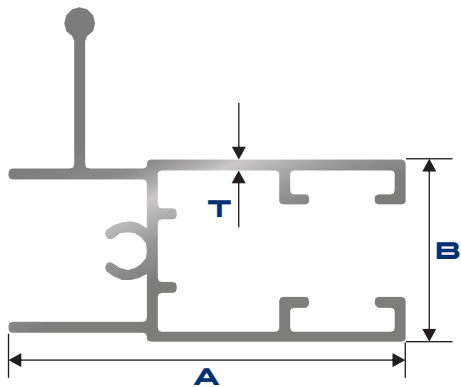


12'S SHUTTER PLAIN



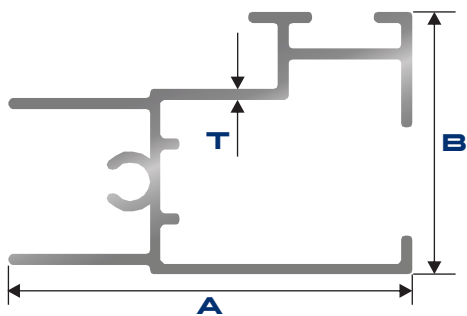
SEC.NO.	A	B	T	WT. (KG/12')
73602	31.50	14.50	0.70	0.750-0.850
73602-H	31.50	14.50	0.85	0.900-1.000

12'S HANDLE



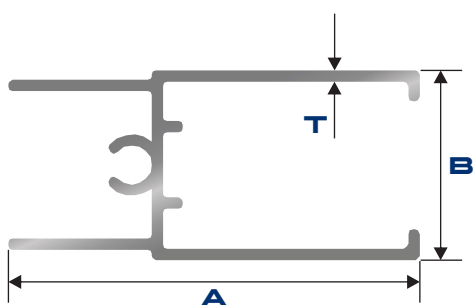
SEC.NO.	A	B	T	WT. (KG/12')
73604	31.50	14.50	0.60	0.750-0.850
73604-H	31.50	14.50	0.75	0.900-1.000

12'S SHUTTER INTERLOCK



SEC.NO.	A	B	T	WT. (KG/12')
73606	31.50	20.95	0.65	0.750-0.850
73606-H	31.50	20.50	0.80	0.900-1.000

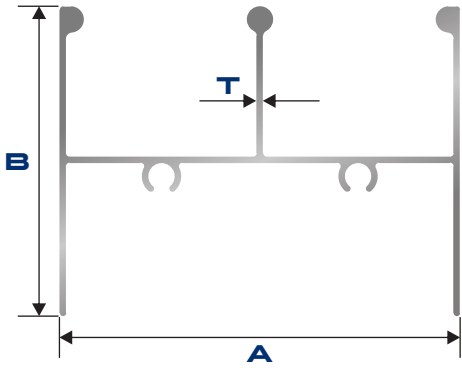
12'S BTB



SEC.NO.	A	B	T	WT. (KG/12')
73608	31.50	14.50	0.80	0.750-0.850
73608-H	31.50	14.50	0.95	0.900-1.000

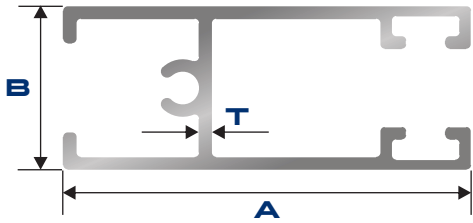


15'S 3 TRACK FRAME



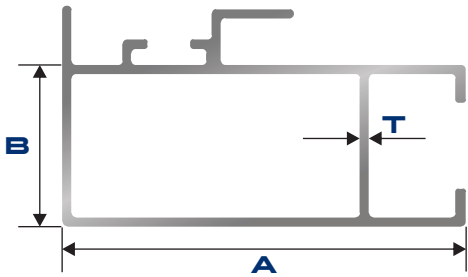
SEC.NO.	A	B	T	WT. (KG/12')
73303	45.20	35.00	0.80	1.300-1.450
73304	45.20	35.00	0.95	1.500-1.650

15'S SHUTTER VERTICAL



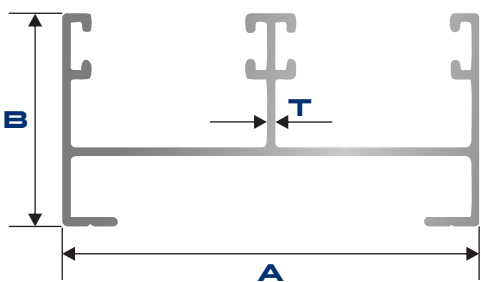
SEC.NO.	A	B	T	WT. (KG/12')
73350-L	37.50	15.00	0.95	1.150-1.300
73350	37.50	15.00	1.15	1.350-1.500

15'S SHUTTER INTERLOCK



SEC.NO.	A	B	T	WT. (KG/12')
73343	37.50	15.00	0.85	1.100-1.300
73344	37.50	15.00	1.00	1.300-1.500

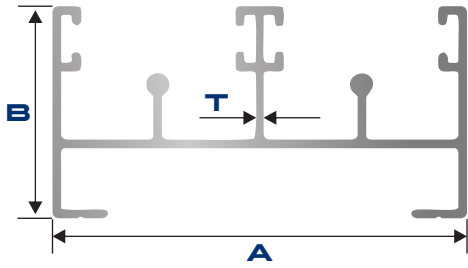
18'S 2 TRACK TOP & SIDE



SEC.NO.	A	B	T	WT. (KG/12')
73001	62.00	31.50	0.85	1.500-1.700
73002-L	62.00	31.50	1.00	1.800-2.000
73002	62.00	31.50	1.10	2.000-2.200
73003	62.00	31.50	1.30	2.300-2.500
73003-H	62.00	31.50	1.45	2.500-2.750

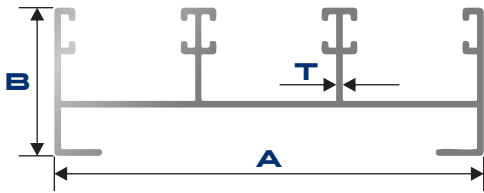


18'S 2 TRACK BOTTOM



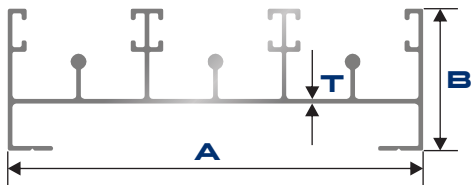
SEC.NO.	A	B	T	WT. (KG/12')
73011	62.00	31.50	0.70	1.500-1.700
73012-L	62.00	31.50	0.85	1.800-2.000
73012	62.00	31.50	1.00	2.200-2.400
73012-H	62.00	31.50	1.25	2.800-3.100

18'S 3 TRACK TOP & SIDE



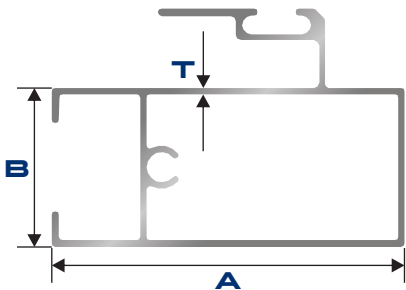
SEC.NO.	A	B	T	WT. (KG/12')
73022	92.00	31.50	1.00	2.600-2.900
73023	92.00	31.50	1.10	2.900-3.200

18'S 3 TRACK BOTTOM



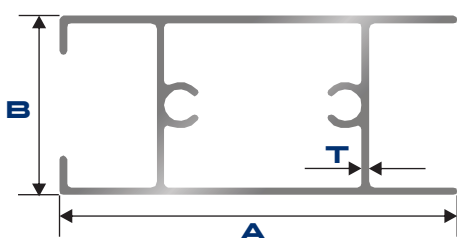
SEC.NO.	A	B	T	WT. (KG/12')
73032	92.00	31.50	1.00	3.000-3.300

18'S SHUTTER INTERLOCK



SEC.NO.	A	B	T	WT. (KG/12')
73040	40.00	18.00	0.75	1.200-1.400
73041	40.00	18.00	0.95	1.500-1.700
73042	40.00	18.00	1.10	1.700-1.900

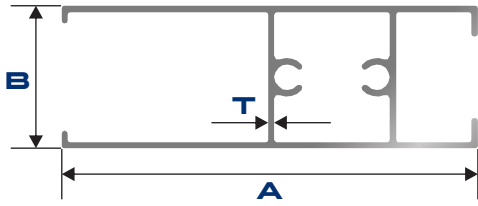
18'S SHUTTER TOP & BOTTOM



SEC.NO.	A	B	T	WT. (KG/12')
73051-L	40.00	18.00	0.60	0.800-1.000
73051	40.00	18.00	0.75	1.000-1.200
73052	40.00	18.00	0.90	1.200-1.400
73053	40.00	18.00	1.30	1.700-1.900

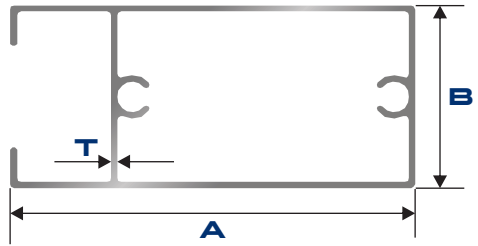


18'S SHUTTER TOP & BOTTOM



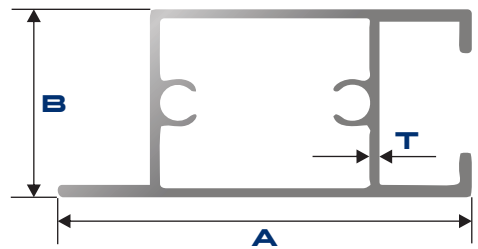
SEC.NO.	A	B	T	WT. (KG/12')
73058	52.00	17.80	0.80	1.300-1.500

18'S SHUTTER VERTICAL



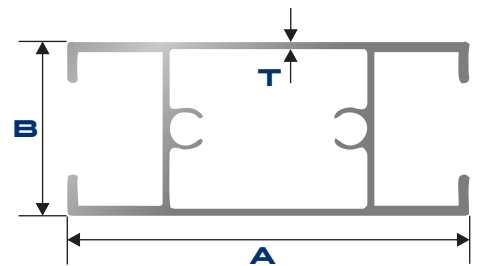
SEC.NO.	A	B	T	WT. (KG/12')
73061-L	40.00	18.00	0.60	0.800-1.000
73061	40.00	18.00	0.75	1.000-1.200
73062	40.00	18.00	0.90	1.200-1.400
73063	40.00	18.00	1.30	1.700-1.900

18'S TOP BOTTOM LEG




SEC.NO.	A	B	T	WT. (KG/12')
73171	40.00	18.00	0.90	1.100-1.300

18'S TOP METING



SEC.NO.	A	B	T	WT. (KG/12')
73176	42.00	18.00	0.75	1.100-1.300

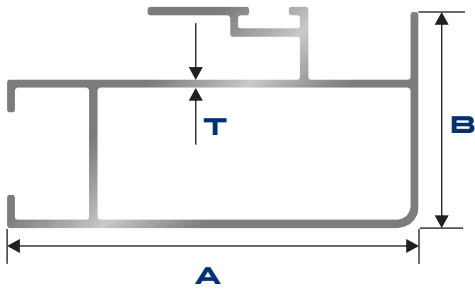
18'S SHUTTER VERTICAL



SEC.NO.	A	B	T	WT. (KG/12')
73181	50.00	18.00	1.00	1.400-1.600

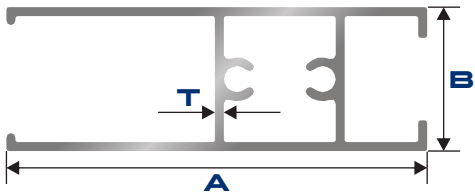


18'S SHUTTER INTERLOCK



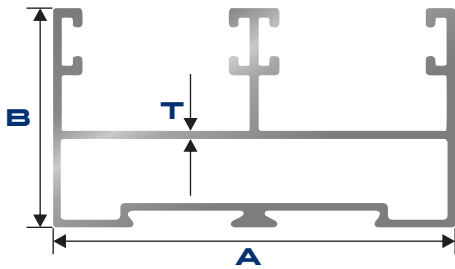
SEC.NO.	A	B	T	WT. (KG/12')
73183	50.00	26.2	1.00	1.750-1.950

18'S SHUTTER TOP & BOTTOM



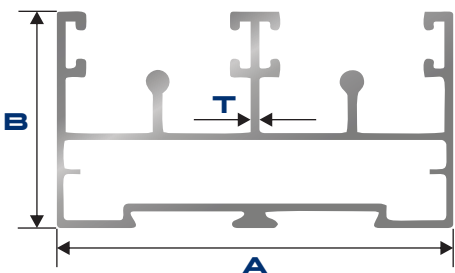
SEC.NO.	A	B	T	WT. (KG/12')
73185	52.00	17.80	1.10	1.700-1.900

2 TRACK TOP HOLLOW WITH PARTITION



SEC.NO.	A	B	T	WT. (KG/12')
72032	62.70	34.00	1.20	3.000-3.400

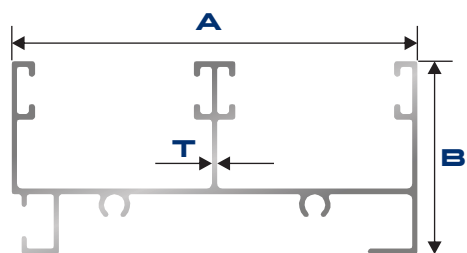
2 TRACK BOTTOM HOLLOW WITH PARTITION



SEC.NO.	A	B	T	WT. (KG/12')
72075	62.70	34.00	0.80	2.400-2.600

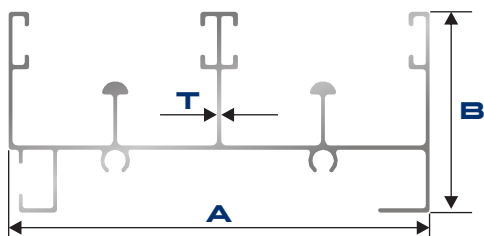


20'S 2 TRACK TOP & SIDE



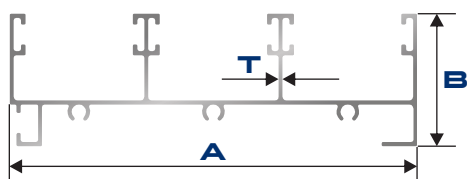
SEC.NO.	A	B	T	WT. (KG/12')
73300	62.00	29.50	0.80	1.700-2.000
73301	62.00	29.50	1.00	2.100-2.300
73302	62.00	29.50	1.20	2.400-2.700
73302-M	62.00	29.50	1.30	2.700-3.000
73302-H	62.00	29.50	1.50	3.200-3.500
73305	62.00	29.50	2.00	3.400-3.800

20'S 2 TRACK BOTTOM



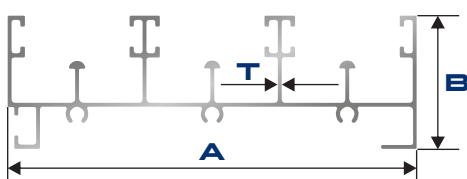
SEC.NO.	A	B	T	WT. (KG/12')
73310	62.00	29.50	0.75	1.800-2.000
73311	62.00	29.50	0.95	2.300-2.500
73312	62.00	29.50	1.20	2.800-3.100
73312-M	62.00	29.50	1.35	3.200-3.500
73313	62.00	29.50	1.50	3.600-3.900
73315	62.00	29.50	2.00	3.800-4.300

20'S 3 TRACK TOP & SIDE



SEC.NO.	A	B	T	WT. (KG/12')
73321	92.00	30.00	1.00	2.800-3.000
73321-M	92.00	30.00	1.30	3.700-4.000
73322	92.00	30.00	1.35	3.800-4.200
73323	92.00	30.00	1.50	4.300-4.700
73325	92.00	29.50	2.00	4.500-5.000

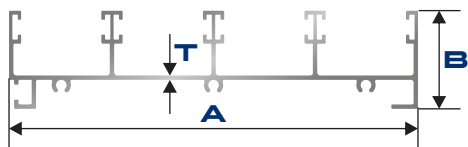
20'S 3 TRACK BOTTOM



SEC.NO.	A	B	T	WT. (KG/12')
73331	92.00	30.00	0.90	3.000-3.300
73331-M	92.00	30.00	1.10	3.700-4.000
73332	92.00	30.00	1.20	4.000-4.400
73333	92.00	30.00	1.35	4.400-4.900
73335	92.00	29.50	2.00	5.200-5.700

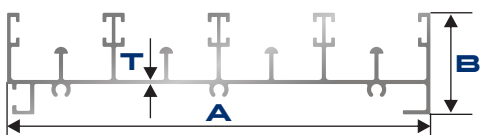


20'S 4 TRACK TOP & SIDE



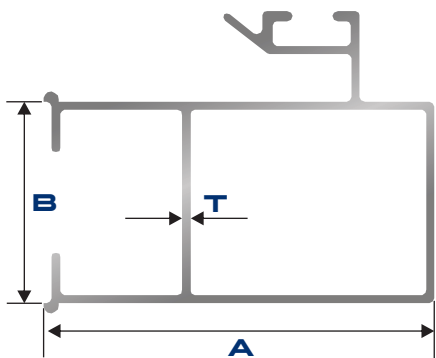
SEC.NO.	A	B	T	WT. (KG/12')
73327	123.00	29.50	1.30	4.200-4.400

20'S 4 TRACK BOTTOM



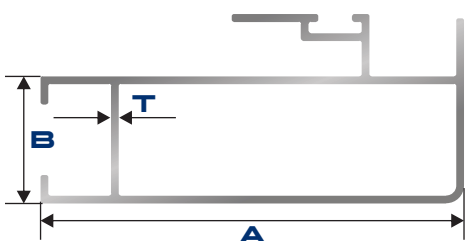
SEC.NO.	A	B	T	WT. (KG/12')
73337	123.00	29.50	1.20	4.600-4.800

20'S SHUTTER INTERLOCK



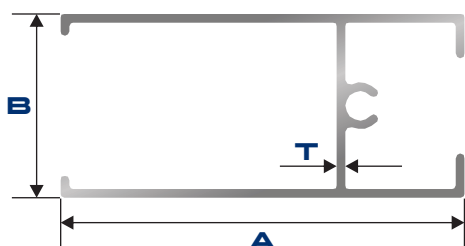
SEC.NO.	A	B	T	WT. (KG/12')
73341-L	39.00	20.00	0.80	1.200-1.300
73341	39.00	20.00	0.90	1.400-1.600
73342	39.00	20.00	1.15	1.700-1.900
73342-M	39.00	20.00	1.30	1.900-2.100
73342-H	39.00	20.00	1.50	2.300-2.500

20'S SHUTTER INTERLOCK



SEC.NO.	A	B	T	WT. (KG/12')
73347	60.00	18.00	1.10	2.100-2.300

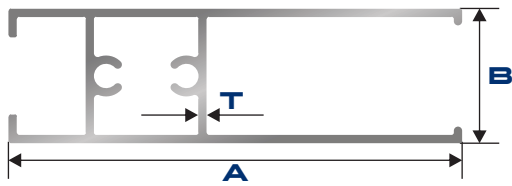
20'S SHUTTER TOP & BOTTOM



SEC.NO.	A	B	T	WT. (KG/12')
73351	44.00	20.00	1.00	1.200-1.400
73352-L	41.00	20.00	1.10	1.200-1.300
73352	41.00	20.00	1.20	1.300-1.500
73352-M	41.00	20.00	1.40	1.600-1.800

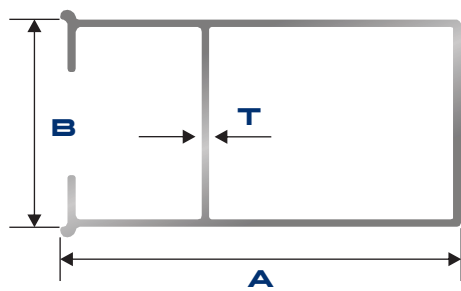


20'S SHUTTER TOP & BOTTOM



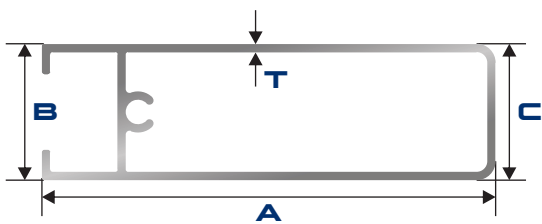
SEC.NO.	A	B	T	WT. (KG/12')
73357	60.00	17.80	1.10	1.900-2.100

20'S SHUTTER VERTICAL



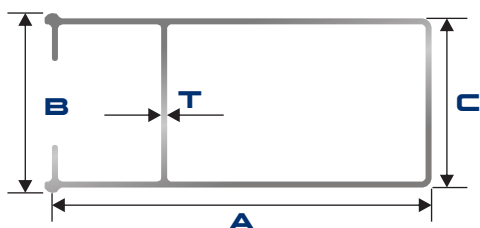
SEC.NO.	A	B	T	WT. (KG/12')
73361-L	39.00	20.00	0.70	0.700-0.800
73361	39.00	20.00	0.80	0.800-0.900
73361-M	39.00	20.00	0.90	0.900-1.100
73361-H	39.00	20.00	1.10	1.100-1.400
73362	39.00	20.00	1.40	1.400-1.600
73363	39.00	20.00	1.80	1.800-2.000

20'S SHUTTER VERTICAL



SEC.NO.	A	B	T	WT. (KG/12')
73367	60.00	18.00	1.10	1.750-1.950

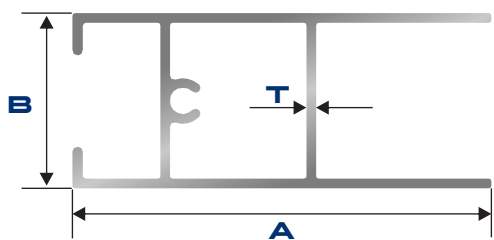
20'S SHUTTER VERTICAL BIG



SEC.NO.	A	B	C	T	WT. (KG/12')
73461	45.00	21.40	20.00	0.55	0.800-1.000
73461-M	45.00	21.40	20.00	0.70	1.000-1.200

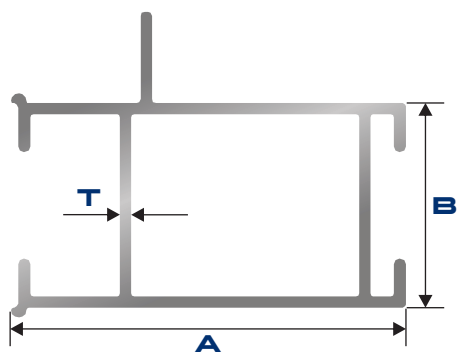


BOX TYPE RUNNER



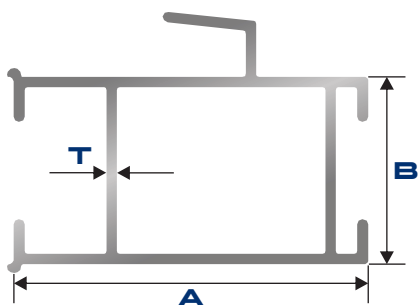
SEC.NO.	A	B	T	WT. (KG/12')
73380	47.80	20.00	1.10	1.600-1.800

SHUTTER PLAIN



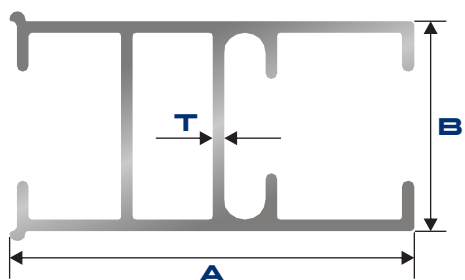
SEC.NO.	A	B	T	WT. (KG/12')
73382	38.00	20.00	1.10	1.500-1.700

INTERLOCK



SEC.NO.	A	B	T	WT. (KG/12')
73384	38.00	20.00	1.10	1.600-1.800

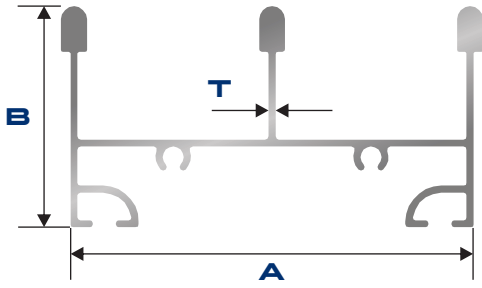
3 TRACK PLAIN



SEC.NO.	A	B	T	WT. (KG/12')
73386	38.00	20.00	1.05	1.500-1.700

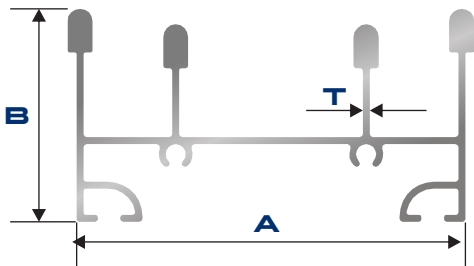


TRACK TOP



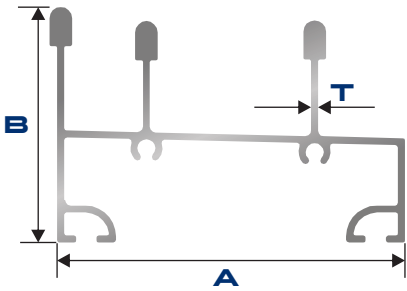
SEC.NO.	A	B	T	WT. (KG/12')
73390	62.00	34.00	1.10	2.700-3.000

TRACK BOTTOM



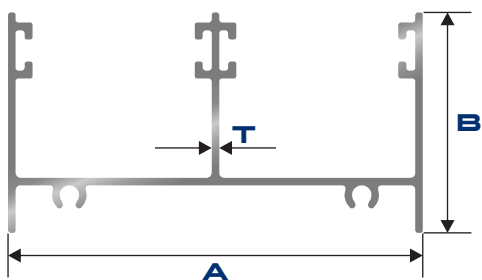
SEC.NO.	A	B	T	WT. (KG/12')
73394	63.50	34.00	1.10	3.100-3.400

TRACK BOTTOM



SEC.NO.	A	B	T	WT. (KG/12')
73396	62.00	42.00	1.30	3.100-3.400

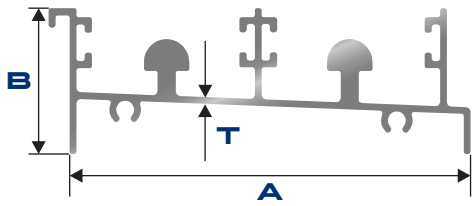
25'S 2 TRACK TOP & SIDE



SEC.NO.	A	B	T	WT. (KG/12')
73502	82.80	44.00	1.50	3.900-4.300

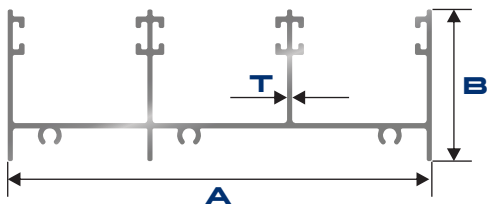


25'S 2 TRACK BOTTOM



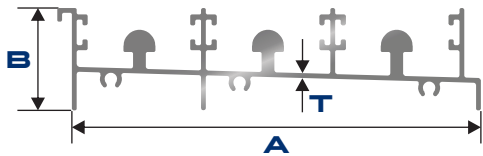
SEC.NO.	A	B	T	WT. (KG/12')
73512	88.00	32.00	1.50	5.200-5.800

25'S 3 TRACK TOP & SIDE



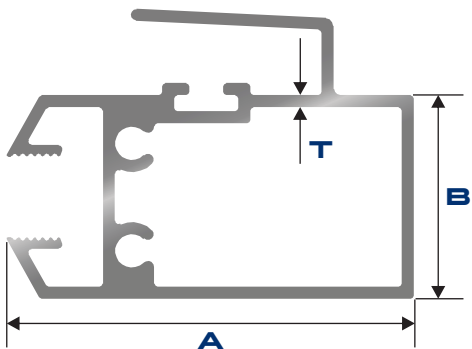
SEC.NO.	A	B	T	WT. (KG/12')
73522	123.20	44.00	1.50	5.700-6.200

25'S 3 TRACK BOTTOM



SEC.NO.	A	B	T	WT. (KG/12')
73532	132.60	32.00	1.50	7.600-8.400

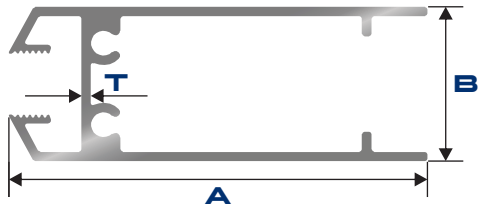
25'S SHUTTER INTERLOCK



SEC.NO.	A	B	T	WT. (KG/12')
73543	50.80	25.40	1.50	3.500-3.700

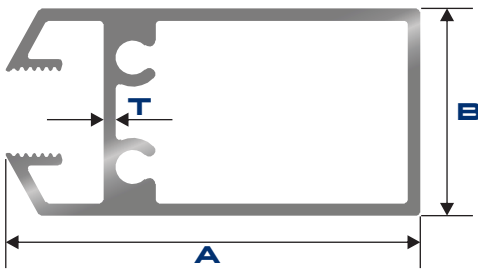


25'S SHUTTER TOP & BOTTOM



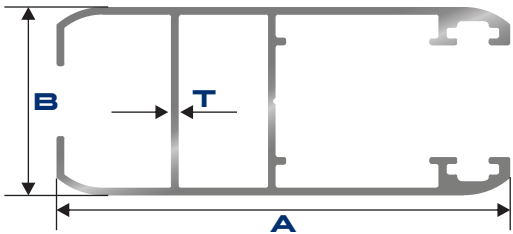
SEC.NO.	A	B	T	WT. (KG/12')
73553	69.00	25.40	1.50	3.100-3.500

25'S SHUTTER VERTICAL



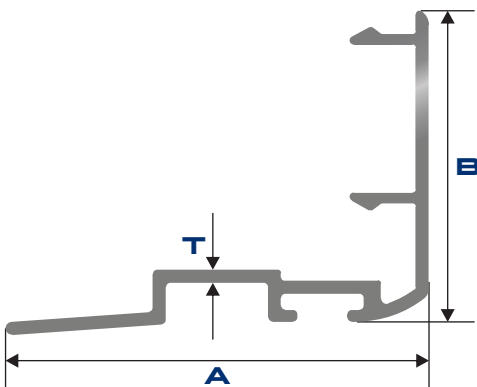
SEC.NO.	A	B	T	WT. (KG/12')
73563	50.80	25.40	1.50	2.800-3.000

27'S SHUTTER VERTICAL



SEC.NO.	A	B	T	WT. (KG/12')
73583	65.00	27.00	1.10	2.600-2.800

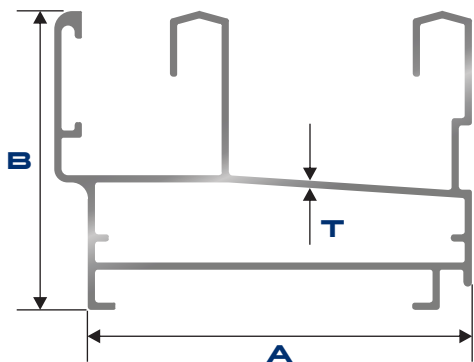
27'S INTERLOCK ADAPTER



SEC.NO.	A	B	T	WT. (KG/12')
73586	39.00	28.65	1.20	1.000-1.200

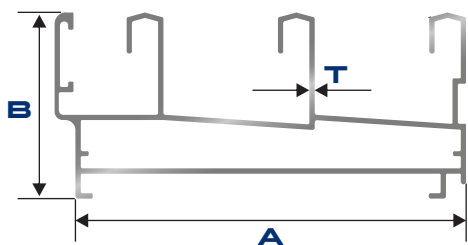


27'S TWO TRACK OUTER FRAME



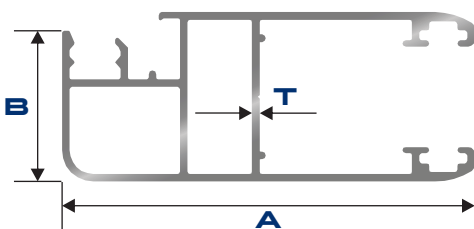
SEC.NO.	A	B	T	WT. (KG/12')
73587	63.60	45.50	1.10	3.100-3.400

27'S THREE TRACK OUTER FRAME



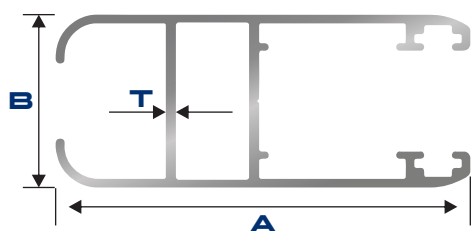
SEC.NO.	A	B	T	WT. (KG/12')
73588	100.60	45.50	1.30	5.100-5.500

27'S SHUTTER MOSQUITO



SEC.NO.	A	B	T	WT. (KG/12')
73592	65.80	24.00	1.20	2.800-3.200

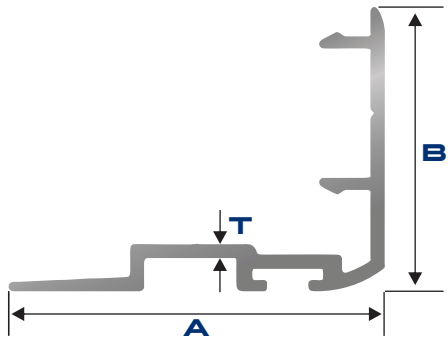
27'S SHUTTER VERTICAL



SEC.NO.	A	B	T	WT. (KG/12')
73593	65.00	27.00	1.20	2.600-2.800

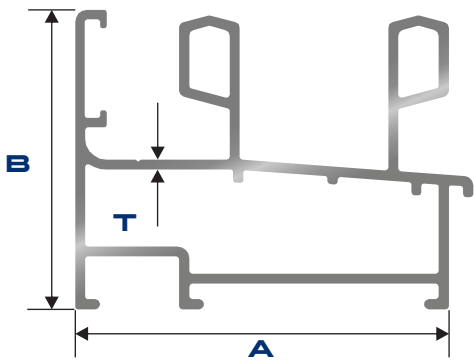


27'S INTERLOCK ADAPTER



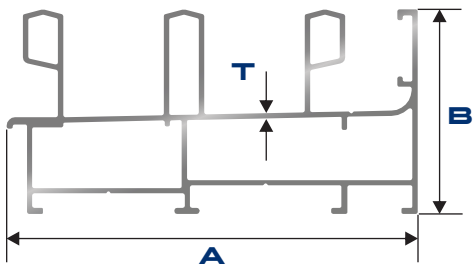
SEC.NO.	A	B	T	WT. (KG/12')
73596	38.50	29.00	1.30	1.050-1.150

27'S 2 TRACK DOMAL SERIES



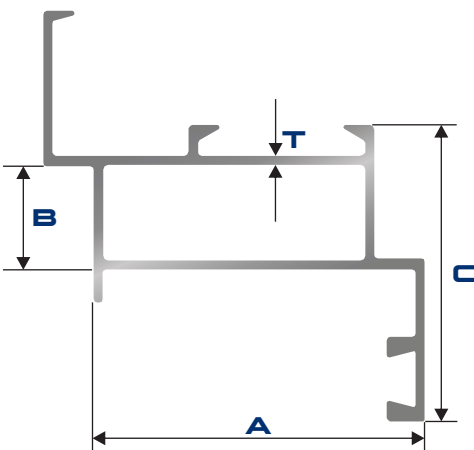
SEC.NO.	A	B	T	WT. (KG/12')
73597	67.00	50.40	1.70	5.500-5.800

27'S 3 TRACK OUTER FRAME



SEC.NO.	A	B	T	WT. (KG/12')
73598	102.00	50.80	1.30	6.500-6.800

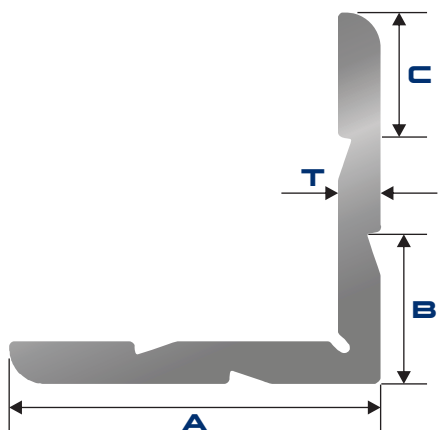
Z SHUTTER



SEC.NO.	A	B	C	T	WT. (KG/12')
72007	38.00	11.85	34.00	1.05	1.700-1.900

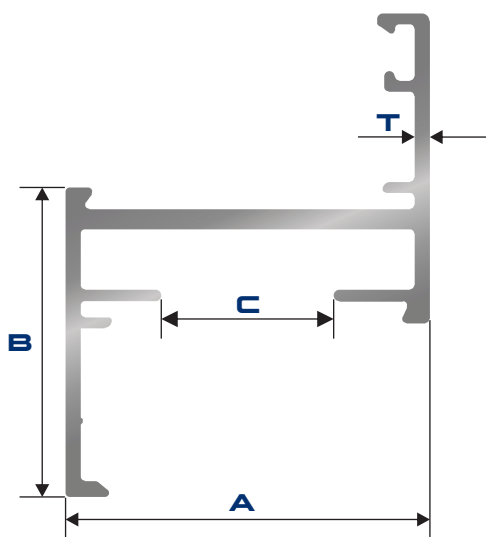


34'S CRIMPING ANGLE



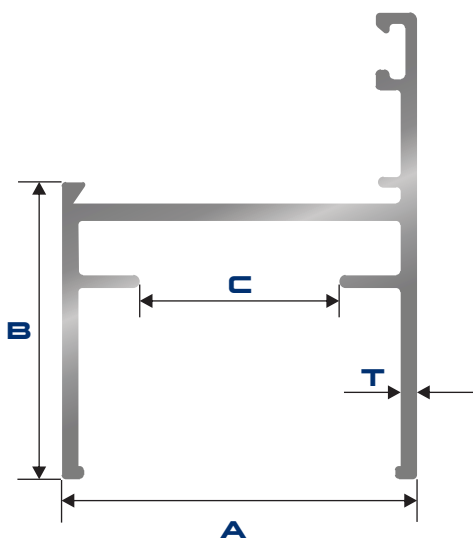
SEC.NO.	A	B	C	T	WT. (KG/12')
73801	49.70	18.70	20.50	4.00	3.400-3.700
73804	44.30	17.70	14.50	4.60	3.500-4.000
73804-H	44.30	17.70	14.50	5.00	4.200-4.700

34'S Z SHUTTER



SEC.NO.	A	B	C	T	WT. (KG/12')
73805-L	33.50	28.50	15.85	1.10	1.300-1.500
73805	33.50	28.50	15.85	1.40	1.700-1.900
73805-H	33.50	28.50	15.85	1.50	1.800-2.000

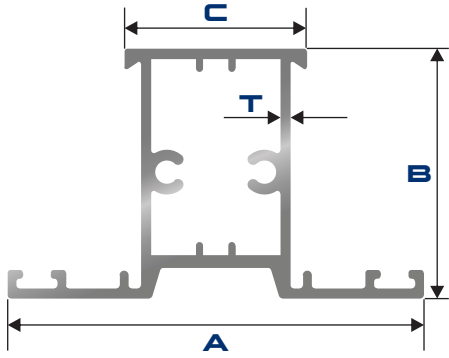
34'S H FRAME



SEC.NO.	A	B	C	T	WT. (KG/12')
73806-L	33.50	28.00	18.80	1.25	1.400-1.600
73806	33.50	28.00	18.80	1.55	1.800-2.000
73806-H	33.50	28.00	18.80	1.75	2.000-2.200

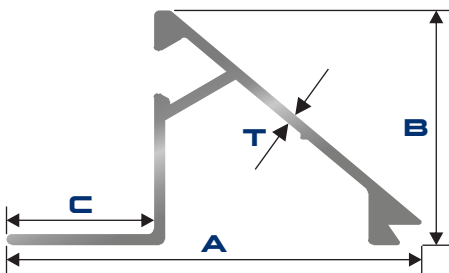


34'S MULLION SECTION



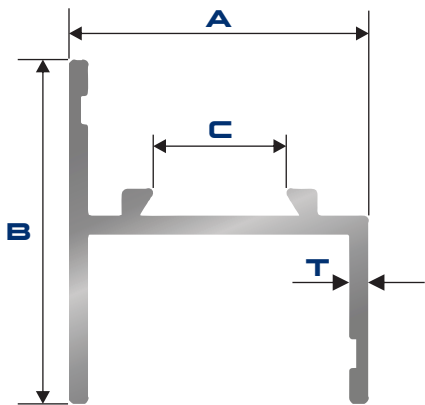
SEC.NO.	A	B	C	T	WT. (KG/12')
73807	57.00	34.20	25.00	1.00	2.200-2.400
73807-H	57.00	34.20	25.00	1.30	2.600-3.000

34'S GLAZING CLIP



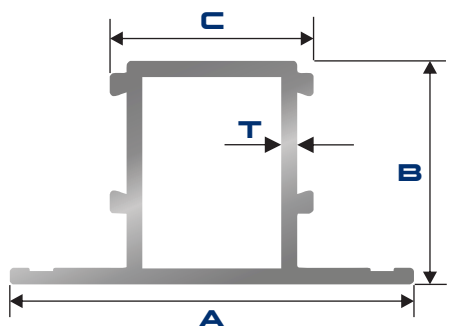
SEC.NO.	A	B	C	T	WT. (KG/12')
73808	31.00	17.50	11.00	0.80	0.500-0.550
73808-H	31.00	17.50	11.00	0.85	0.550-0.600

34'S H FRAME



SEC.NO.	A	B	C	T	WT. (KG/12')
73809	33.00	39.00	15.60	1.70	1.600-1.700
73809-H	33.00	39.00	15.60	2.00	1.800-2.000

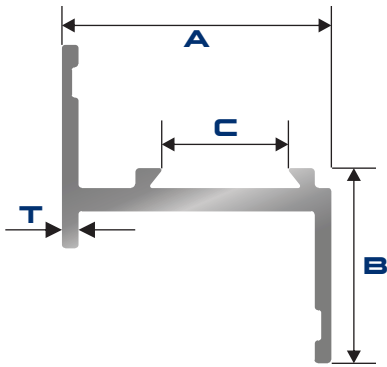
34'S MULLION SECTION



SEC.NO.	A	B	C	T	WT. (KG/12')
73810	59.00	33.00	29.50	1.50	2.400-2.600
73810-H	59.00	33.00	29.50	1.80	2.800-3.200

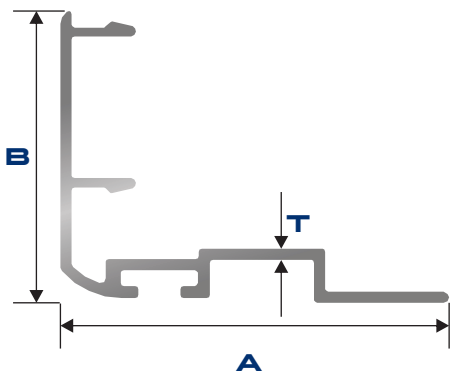


34'S Z SHUTTER



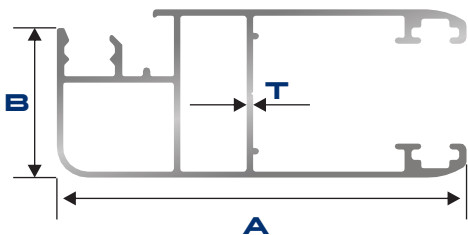
SEC.NO.	A	B	C	T	WT. (KG/12')
73811	33.00	23.90	15.60	1.90	1.500-1.600
73811-H	33.00	23.90	15.60	2.05	1.800-2.000

ALGERIA INTERLOCK



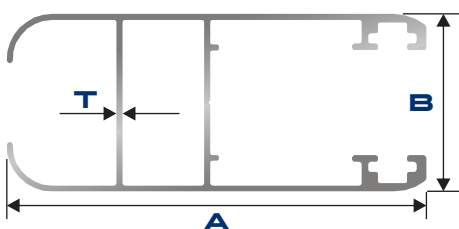
SEC.NO.	A	B	T	WT. (KG/12')
79491	38.60	28.50	1.10	1.000-1.150

ALGERIA SHUTTER MOSQUITO



SEC.NO.	A	B	T	WT. (KG/12')
79492	65.80	24.00	1.00	2.400-2.800

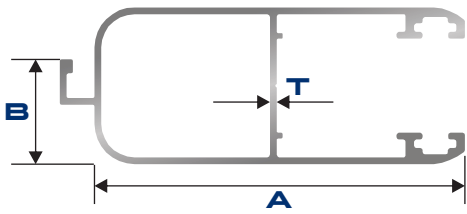
ALGERIA SHUTTER VERTICAL HANDLE



SEC.NO.	A	B	T	WT. (KG/12')
79493	65.00	27.50	0.90	2.100-2.400

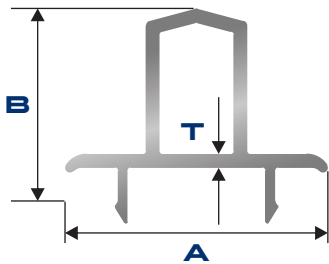


ALGERIA MOSQUITO SINGLE LINE



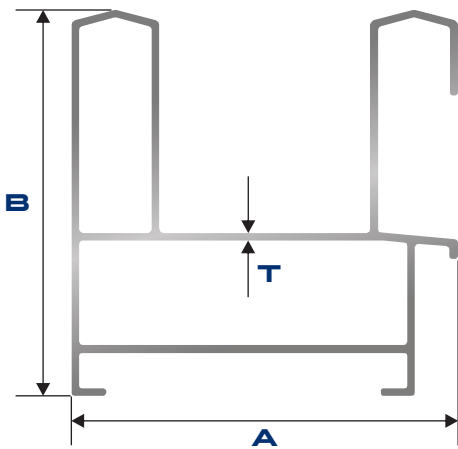
SEC.NO.	A	B	T	WT. (KG/12')
79494	65.00	18.40	1.20	2.600-3.000

ALGERIA SINGLE TRACK



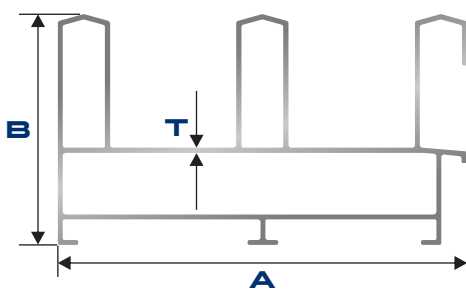
SEC.NO.	A	B	T	WT. (KG/12')
79495	26.40	21.60	1.40	0.950-1.100

ALGERIA TWO TRACK



SEC.NO.	A	B	T	WT. (KG/12')
79497	45.00	45.00	0.90	2.000-2.200

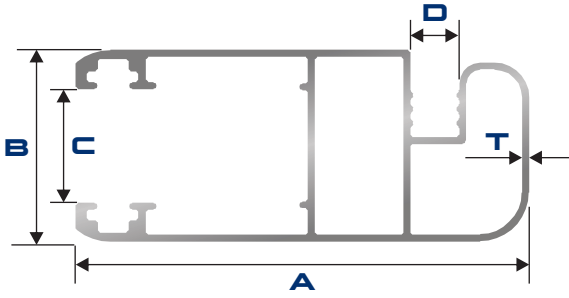
ALGERIA THREE TRACK



SEC.NO.	A	B	T	WT. (KG/12')
79499	79.80	45.00	1.00	3.500-3.800

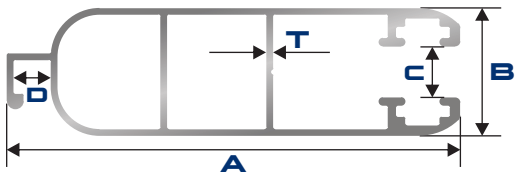


ALGERIA MOSQUITO SECTION



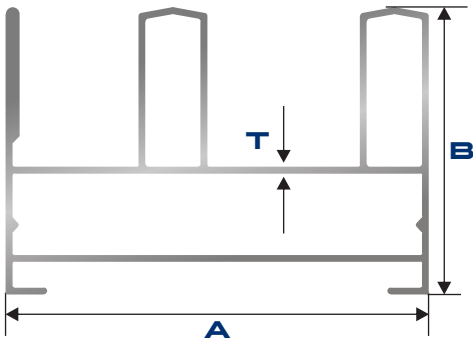
SEC.NO.	A	B	C	D	T	WT. (KG/12')
79502	65.00	27.50	16.30	7.00	1.00	2.500-2.800

ALGERIA MOSQUITO SECTION



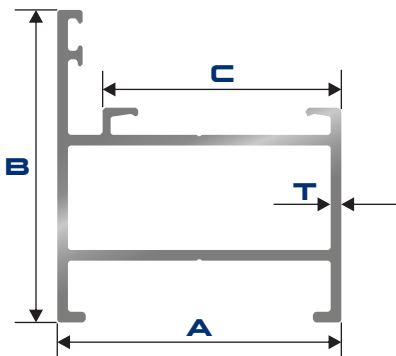
SEC.NO.	A	B	C	D	T	WT. (KG/12')
79505	65.00	18.30	7.30	5.35	0.95	2.000-2.200

ALGERIA TWO TRACK



SEC.NO.	A	B	T	WT. (KG/12')
79507	66.30	45.00	1.07	3.600-3.800

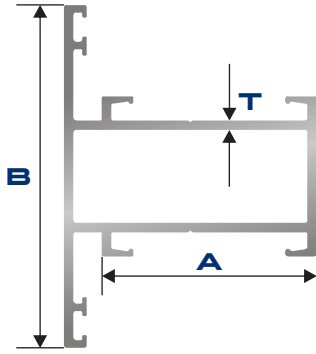
40'S HOLLOW H FRAME



SEC.NO.	A	B	C	T	WT. (KG/12')
73821	40.00	44.00	33.60	1.50	2.500-2.700

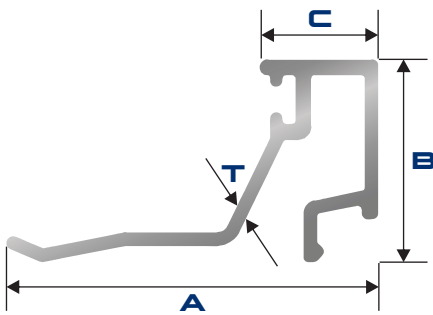


40'S WINDOW MULLION SECTION



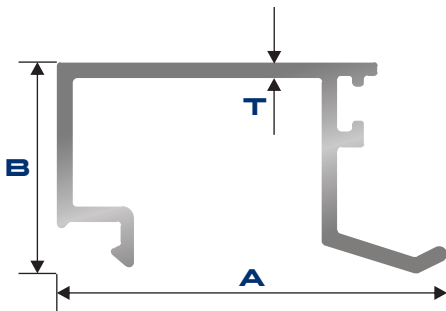
SEC.NO.	A	B	T	WT. (KG/12')
73822	34.00	54.20	1.50	2.600-2.900

40'S CLIP



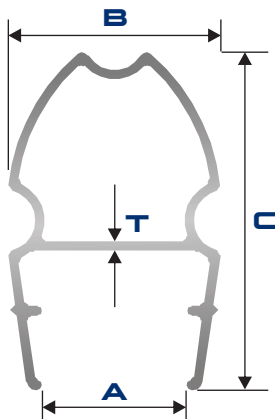
SEC.NO.	A	B	C	T	WT. (KG/12')
73823	32.00	17.30	10.00	0.90	0.650-0.800

40'S CLIP



SEC.NO.	A	B	T	WT. (KG/12')
73824	32.10	16.10	1.30	0.850-1.000

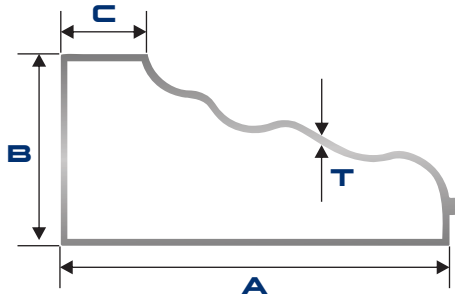
SMALL PHOTO FRAME



SEC.NO.	A	B	C	T	WT. (KG/12')
79112	10.50	16.10	24.70	0.70	0.550-0.650
79121	11.50	15.40	34.50	0.70	0.650-0.800

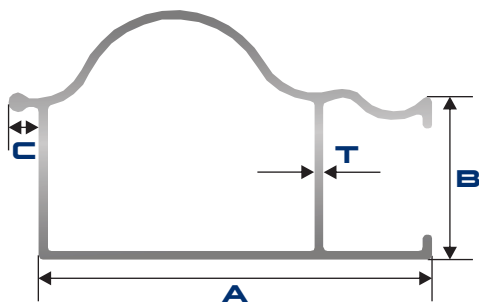


SHOWCASE



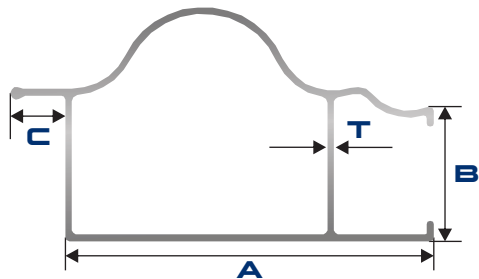
SEC.NO.	A	B	C	T	WT. (KG/12')
79113	66.00	32.50	13.70	0.60	1.200-1.400
79113-M	66.00	32.50	13.70	0.80	1.500-1.700
79113-H	66.00	32.50	13.70	0.90	1.700-2.000

3MM KITCHEN CABINET



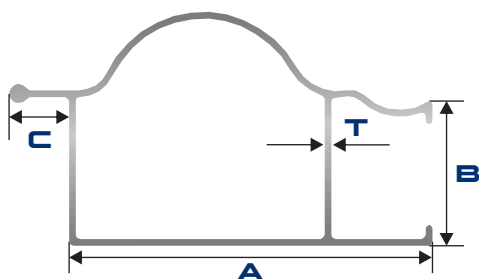
SEC.NO.	A	B	C	T	WT. (KG/12')
79114-L	36.00	15.00	3.00	0.70	0.800-0.900
79114-M	36.00	15.00	3.00	0.80	0.900-1.000
79114-H	36.00	15.00	3.00	0.95	1.000-1.200
79114	36.00	15.00	3.00	1.10	1.200-1.400

5MM KITCHEN CABINET



SEC.NO.	A	B	C	T	WT. (KG/12')
79115-L	42.50	13.50	5.00	0.70	0.800-0.900
79115-M	42.50	13.50	5.00	0.80	0.900-1.000
79115-H	42.50	13.50	5.00	1.00	1.000-1.200
79115	42.50	13.50	5.00	1.10	1.200-1.400

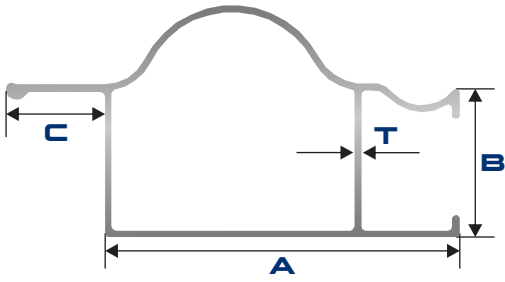
6MM KITCHEN CABINET



SEC.NO.	A	B	T	WT. (KG/12')
79126-L	41.70	23.00	0.70	0.800-0.900
79126-M	41.70	23.00	0.80	0.900-1.000
79126-H	41.70	23.00	0.90	1.000-1.200

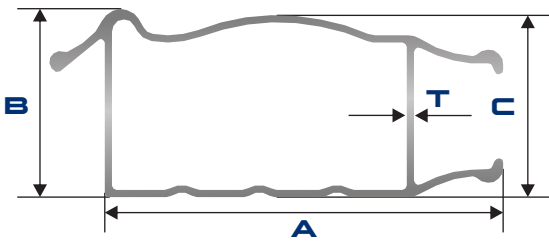


10MM KITCHEN CABINET



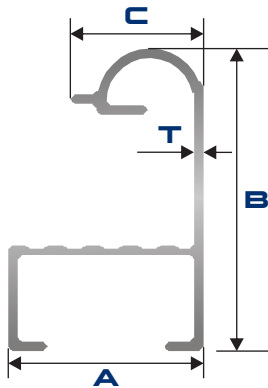
SEC.NO.	A	B	C	T	WT. (KG/12')
79116	46.20	14.90	10.00	0.70	0.850-1.000
79116-M	46.20	14.90	10.00	0.90	1.000-1.200
79116-H	46.20	14.90	10.00	1.10	1.200-1.400

APC KITCHEN



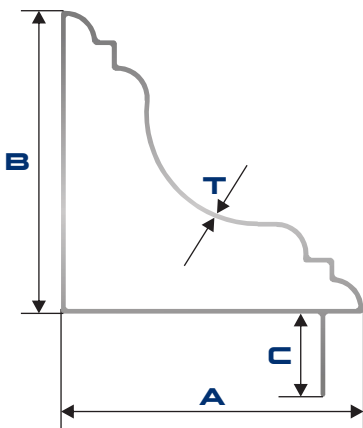
SEC.NO.	A	B	C	T	WT. (KG/12')
79117	43.80	20.70	20.00	0.80	1.200-1.400
79117-H	43.80	20.70	20.00	1.00	1.400-1.600

PHOTO FRAME



SEC.NO.	A	B	C	T	WT. (KG/12')
79118	15.10	23.50	10.30	0.73	0.450-0.500

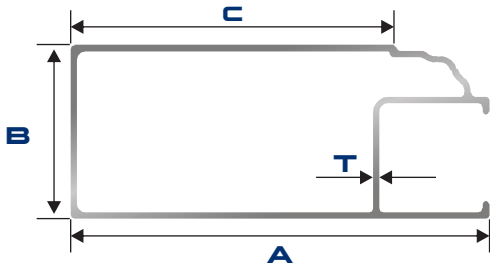
CORNISH SECTION



SEC.NO.	A	B	C	T	WT. (KG/12')
79173	47.20	60.20	13.00	0.70	1.300-1.500
79173-H	47.20	60.20	13.00	0.90	1.600-1.800

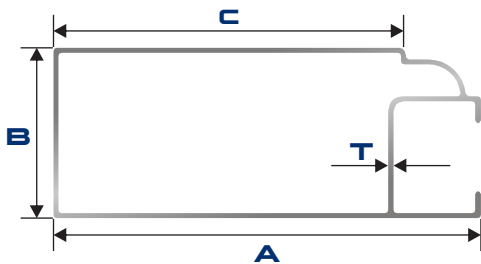


WINDOW PLAIN



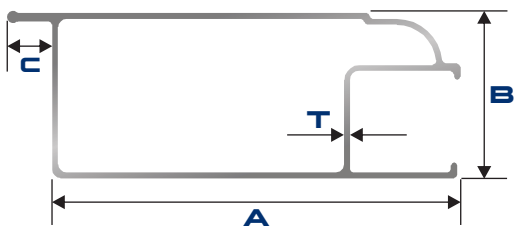
SEC.NO.	A	B	C	T	WT. (KG/12')
73462-L	49.40	20.50	38.40	0.65	0.900-1.100
73462	49.40	20.50	38.40	0.75	1.100-1.250
73462-M	49.40	20.50	38.40	0.90	1.300-1.500

WINDOW PLAIN



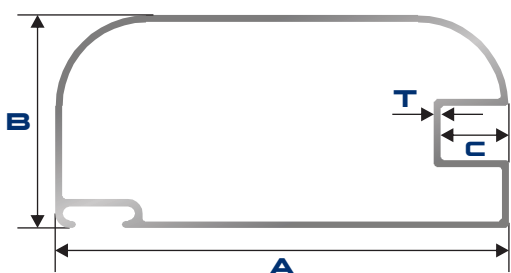
SEC.NO.	A	B	C	T	WT. (KG/12')
73463	63.50	25.30	52.40	0.65	1.200-1.400
73463-M	63.50	25.30	52.40	0.75	1.400-1.600

WINDOW PLAIN WITH LIP



SEC.NO.	A	B	C	T	WT. (KG/12')
73464-L	49.00	20.00	5.50	0.70	0.900-1.100
73464	49.00	20.00	5.50	0.85	1.100-1.250
73464-M	49.00	20.00	5.50	1.00	1.300-1.500
73468	49.00	20.00	10.00	0.70	1.100-1.250
73468-M	49.00	20.00	10.00	0.80	1.300-1.500
73472-L	63.5	25.30	5.50	0.65	1.200-1.350
73472	63.5	25.30	5.50	0.70	1.350-1.500

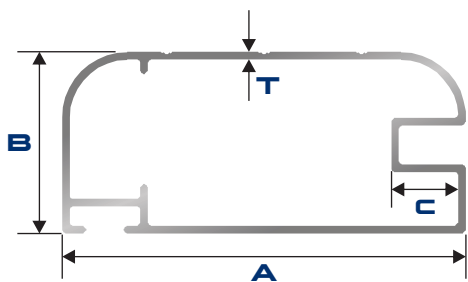
D KITCHEN BIG



SEC.NO.	A	B	C	T	WT. (KG/12')
73465	50.00	23.50	7.50	0.75	1.150-1.300
73465-M	50.00	23.50	7.50	0.85	1.300-1.500

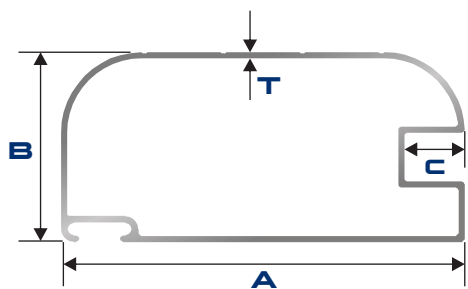


D KITCHEN SMALL



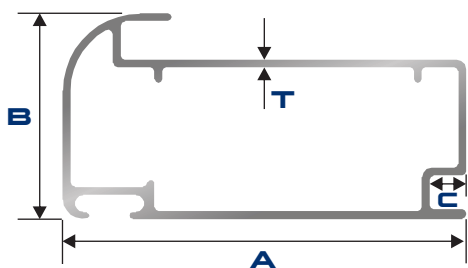
SEC.NO.	A	B	C	T	WT. (KG/12')
73466	43.40	19.50	7.20	0.80	1.100-1.250
73466-M	43.40	19.50	7.20	0.95	1.300-1.500

D KITCHEN BIG



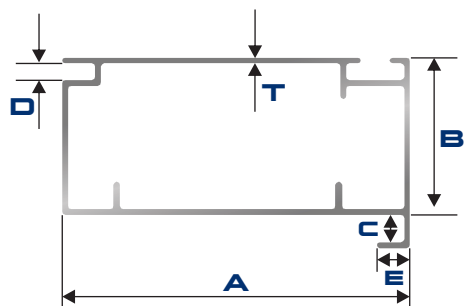
SEC.NO.	A	B	C	T	WT. (KG/12')
73469	50.00	23.50	7.50	0.75	1.150-1.300
73469-M	50.00	23.50	7.50	0.85	1.300-1.500

GULF KITCHEN



SEC.NO.	A	B	C	T	WT. (KG/12')
73467	41.80	21.30	4.00	0.80	1.100-1.250
73467-M	41.80	21.30	4.00	1.00	1.300-1.500
73470	41.80	23.30	6.00	0.80	1.100-1.250

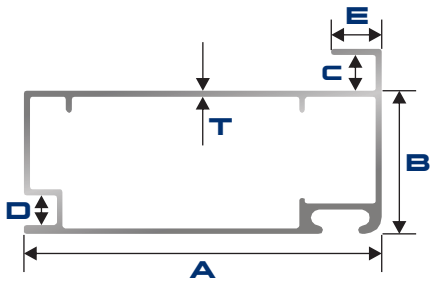
GULF SQUARE KITCHEN



SEC.NO.	A	B	C	D	E	T	WT. (KG/12')
73471	42.00	19.00	3.30	2.00	4.00	0.70	1.000-1.200
73474	42.00	19.00	3.30	3.30	4.00	0.70	1.000-1.200
73475-L	42.50	17.00	3.70	3.30	6.00	0.60	0.850-0.950
73475	42.50	17.00	3.70	3.30	6.00	0.70	0.950-1.100
73475-M	42.50	17.00	3.70	3.30	6.00	0.80	1.100-1.300
73476	42.00	19.00	3.30	3.30	6.00	0.70	1.000-1.200

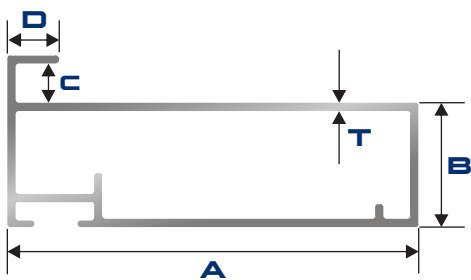


GULF SQUARE KITCHEN



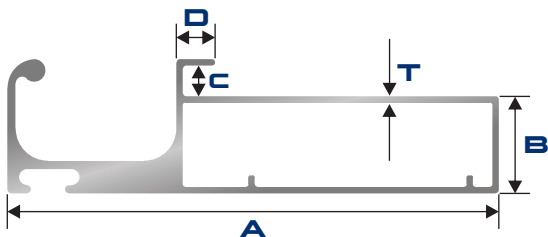
SEC.NO.	A	B	C	D	E	T	WT. (KG/12')
73473-L	42.50	17.00	4.30	3.50	6.00	0.60	0.850-0.950
73473	42.50	17.00	4.30	3.50	6.00	0.70	0.950-1.100
73473-M	42.50	17.00	4.30	3.50	6.00	0.80	1.100-1.300

GULF SQUARE KITCHEN



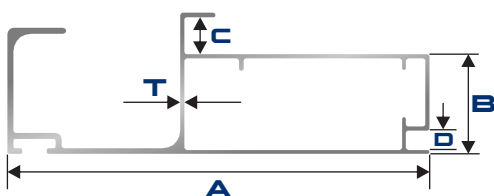
SEC.NO.	A	B	C	D	T	WT. (KG/12')
73477-L	39.80	12.00	3.80	5.00	0.75	0.850-0.950
73477	39.80	12.00	3.80	5.00	0.90	0.950-1.100

GULF SQUARE KITCHEN WITH HANDLE



SEC.NO.	A	B	C	D	T	WT. (KG/12')
73487-L	60.80	12.00	3.80	4.80	0.75	1.600-1.800
73487	60.80	12.00	3.80	4.80	0.90	1.800-2.000

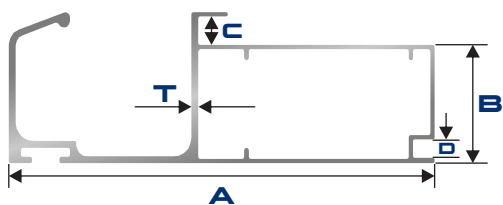
GULF SQUARE KITCHEN WITH HANDLE



SEC.NO.	A	B	C	D	T	WT. (KG/12')
73481	72.00	16.80	4.00	3.50	0.70	1.750-2.050
73485-L	72.00	17.00	3.70	3.30	0.70	1.600-1.800
73485	72.00	17.00	3.70	3.30	0.80	1.800-2.000
73489	72.00	17.00	4.15	3.50	0.85	1.750-1.900

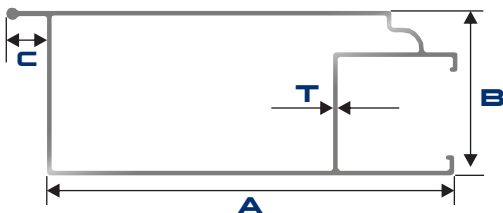


GULF SQUARE KITCHEN WITH HANDLE



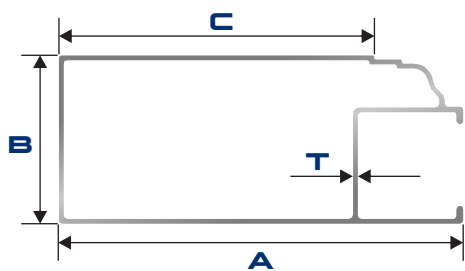
SEC.NO.	A	B	C	D	T	WT. (KG/12')
73483	70.00	19.40	4.70	3.00	0.70	1.800-2.000

WINDOW PLAIN WITH LIP



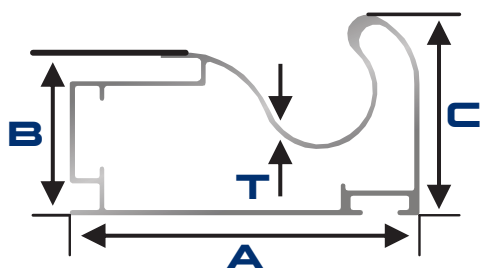
SEC.NO.	A	B	C	T	WT. (KG/12')
73491-L	54.70	20.00	5.00	0.55	0.850-0.950
73491	54.70	20.00	5.00	0.65	0.950-1.050
73491-M	54.70	20.00	5.00	0.75	1.050-1.200

WINDOW PLAIN



SEC.NO.	A	B	C	T	WT. (KG/12')
73493-L	49.50	20.60	38.60	0.60	0.850-1.000
73493-M	49.50	20.60	38.60	0.70	1.000-1.150
73493-H	49.50	20.60	38.60	0.80	1.150-1.300

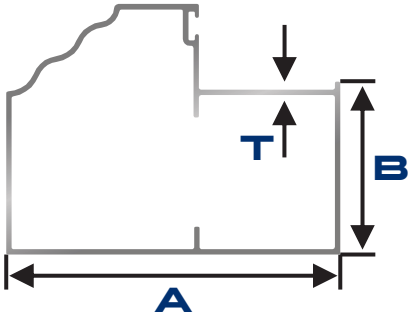
KITCHEN WITH HANDLE SECTION



SEC.NO.	A	B	C	T	WT. (KG/12')
73499-L	42.50	19.80	24.40	0.60	1.000-1.100
73499	42.50	19.80	24.40	0.70	1.100-1.200
73499-M	42.50	19.80	24.40	0.80	1.200-1.300

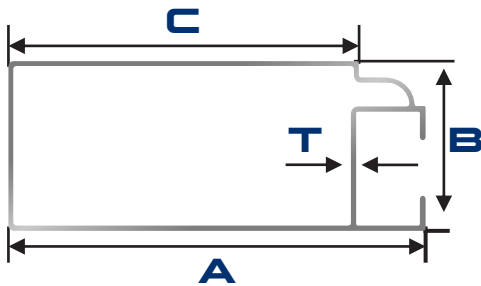


DOOR FRAME



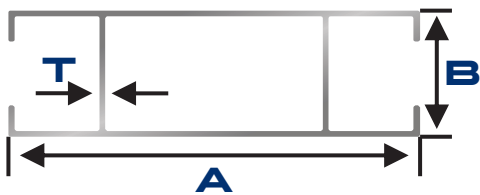
SEC.NO.	A	B	T	WT. (KG/12')
79302	78.80	40.80	1.30	3.400-3.800
79303	78.50	40.40	1.30	3.500-4.000

WINDOW PLAIN



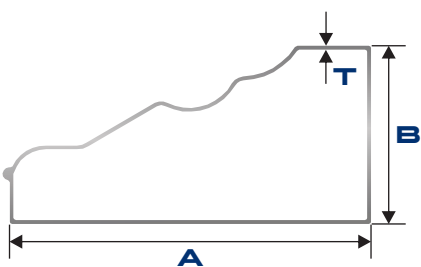
SEC.NO.	A	B	C	T	WT. (KG/12')
79434-L	75.00	30.00	63.00	0.75	1.700-2.000
79434-M	75.00	30.00	63.00	0.90	2.000-2.200
79434-H	75.00	30.00	63.00	1.00	2.200-2.500

DOOR DIVIDER



SEC.NO.	A	B	T	WT. (KG/12')
73189	63.20	19.40	0.90	1.600-1.800

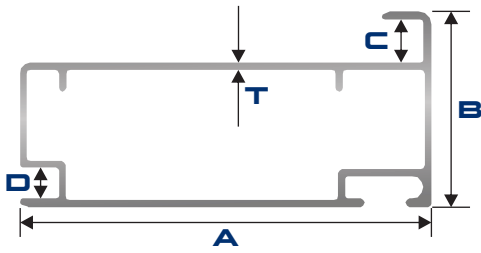
SHOWCASE



SEC.NO.	A	B	T	WT. (KG/12')
79403-L	66.00	32.50	0.70	1.150-1.300
79403-M	66.00	32.50	0.80	1.300-1.500
79403-H	66.00	32.50	0.90	1.500-1.700

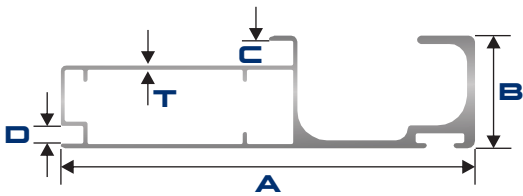


GULF SQUARE



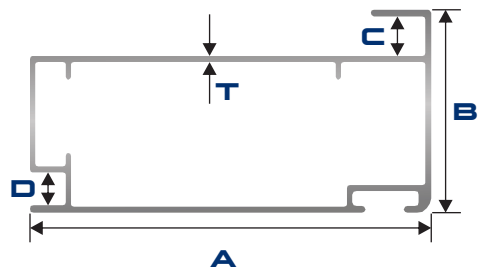
SEC.NO.	A	B	C	D	T	WT. (KG/12')
79412-L	40.00	19.00	4.20	3.00	0.65	0.850-1.000
79412-M	40.00	19.00	4.20	3.00	0.75	1.000-1.150
79412-H	40.00	19.00	4.20	3.00	0.90	1.150-1.400

GULF SQUARE WITH HANDLE



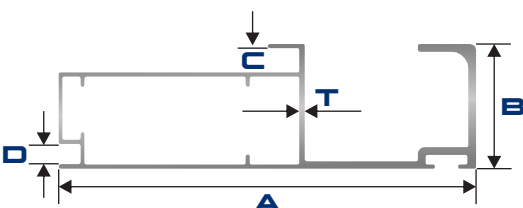
SEC.NO.	A	B	C	D	T	WT. (KG/12')
79417-L	70.00	19.00	4.20	3.00	0.70	1.800-2.000
79417-M	70.00	19.00	4.20	3.00	0.80	2.000-2.200
79417-H	70.00	19.00	4.20	3.00	0.85	2.200-2.500

GULF SQUARE



SEC.NO.	A	B	C	D	T	WT. (KG/12')
79413-L	42.50	21.50	4.20	3.50	0.60	0.850-1.000
79413-M	42.50	21.50	4.20	3.50	0.70	1.000-1.150
79413-H	42.50	21.50	4.20	3.50	0.80	1.150-1.300

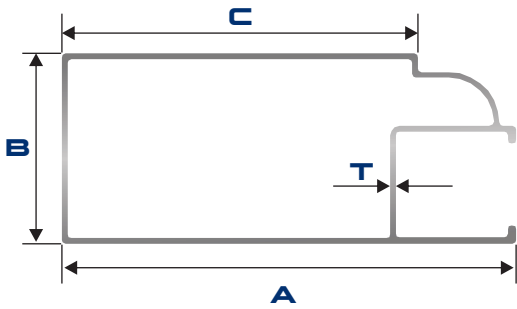
GULF SQUARE WITH HANDLE



SEC.NO.	A	B	C	D	T	WT. (KG/12')
79418-L	72.00	21.50	4.20	3.50	0.70	1.800-2.000
79418-M	72.00	21.50	4.20	3.50	0.80	2.000-2.200
79418-H	72.00	21.50	4.20	3.50	0.85	2.200-2.500

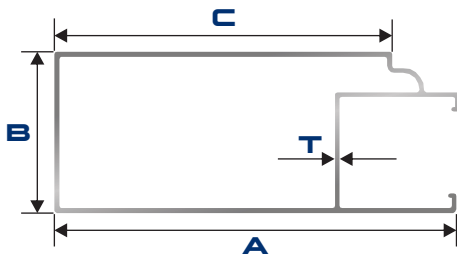


WINDOW PLAIN



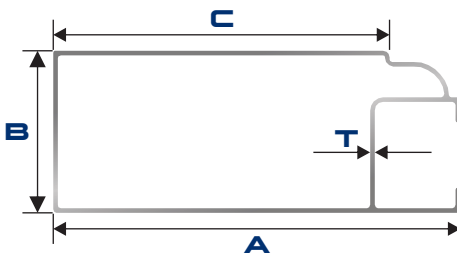
SEC.NO.	A	B	C	T	WT. (KG/12')
79430	49.60	20.50	38.40	0.60	0.850-0.950

WINDOW PLAIN



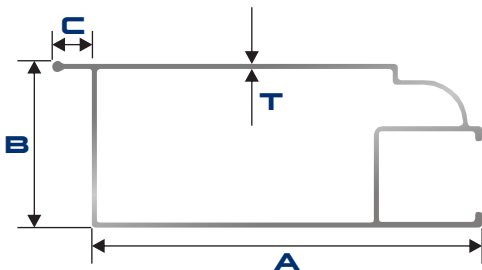
SEC.NO.	A	B	C	T	WT. (KG/12')
79431-L	50.00	20.00	42.00	0.60	0.850-1.000
79431-M	50.00	20.00	42.00	0.70	1.000-1.150
79431-H	50.00	20.00	42.00	0.80	1.150-1.300

WINDOW PLAIN



SEC.NO.	A	B	C	T	WT. (KG/12')
79432-L	50.00	20.00	39.30	0.60	0.900-1.000
79432-M	50.00	20.00	39.30	0.70	1.000-1.150
79432-H	50.00	20.00	39.30	0.80	1.150-1.300
79433-L	63.00	25.00	52.00	0.60	1.150-1.300
79433-M	63.00	25.00	52.00	0.70	1.300-1.500
79433-H	63.00	25.00	52.00	0.80	1.500-1.700

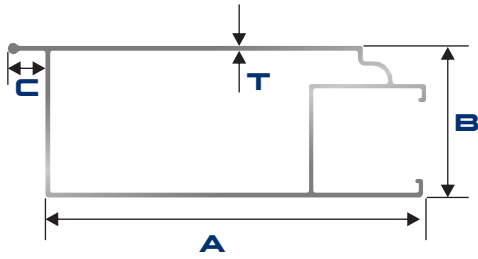
WINDOW PLAIN WITH LIP



SEC.NO.	A	B	C	T	WT. (KG/12')
79435	49.00	20.50	5.00	0.60	0.900-1.000
79437-L	55.00	20.00	5.00	0.60	0.900-1.000
79437-M	55.00	20.00	5.00	0.65	1.000-1.100
79437-H	55.00	20.00	5.00	0.70	1.100-1.300
79438-L	68.00	25.00	5.00	0.65	1.200-1.300
79438-M	68.00	25.00	5.00	0.70	1.300-1.400
79438-H	68.00	25.00	5.00	0.75	1.400-1.600
79439-L	80.00	30.50	5.00	0.85	2.000-2.200
79439-M	80.00	30.50	5.00	1.00	2.200-2.400
79439-H	80.00	30.50	5.00	1.05	2.400-2.700

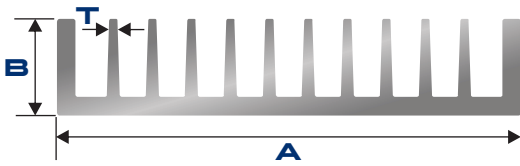


WINDOW PLAIN WITH LIP



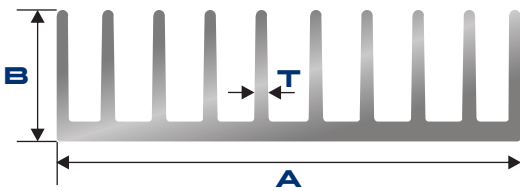
SEC.NO.	A	B	C	T	WT. (KG/12')
79436-L	55.00	20.00	5.00	0.60	0.900-1.000
79436-M	55.00	20.00	5.00	0.65	1.000-1.100
79436-H	55.00	20.00	5.00	0.70	1.100-1.300

HEAT SINK



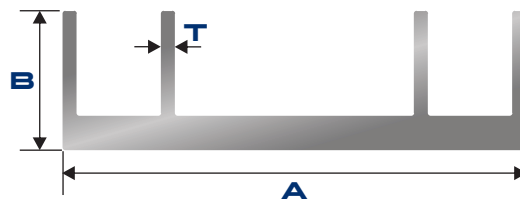
SEC.NO.	A	B	T	WT. (KG/12')
79203	96.00	20.00	1.70	8.400-8.800

HEAT SINK



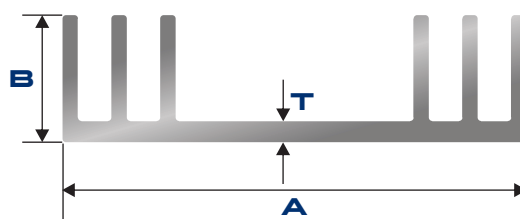
SEC.NO.	A	B	T	WT. (KG/12')
79206	69.80	19.80	2.20	5.200-5.500

HEAT SINK



SEC.NO.	A	B	T	WT. (KG/12')
79208	66.00	19.80	2.00	4.400-4.700

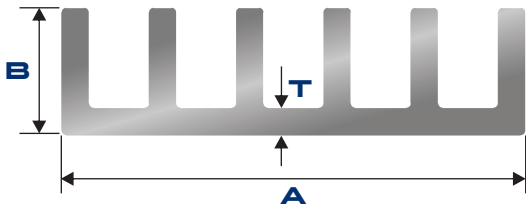
HEAT SINK



SEC.NO.	A	B	T	WT. (KG/12')
79209	66.50	18.20	3.00	4.000-4.300

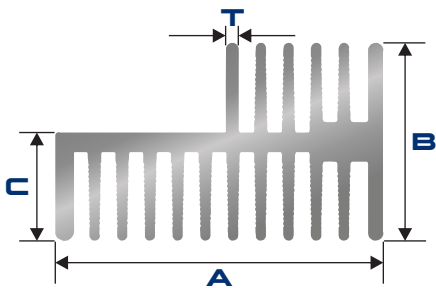


HEAT SINK



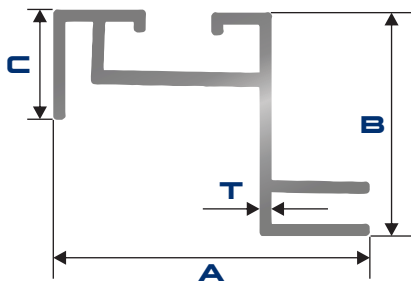
SEC.NO.	A	B	T	WT. (KG/12')
79210	51.00	14.00	3.00	3.500-3.800

HEAT SINK



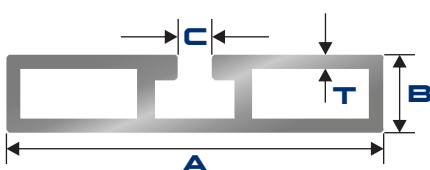
SEC.NO.	A	B	C	T	WT. (KG/12')
79214	57.40	34.40	18.65	1.80	6.500-7.000

MISCELLANEOUS



SEC.NO.	A	B	C	T	WT. (KG/12')
79223	44.20	31.00	15.00	1.20	1.550-1.700

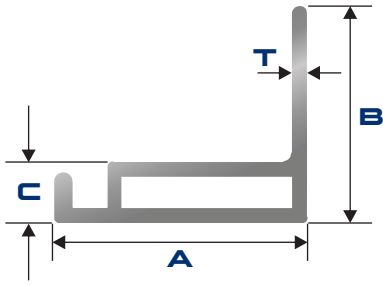
BED SECTION



SEC.NO.	A	B	C	T	WT. (KG/12')
79230	100.00	20.00	10.00	3.00	7.900-8.300

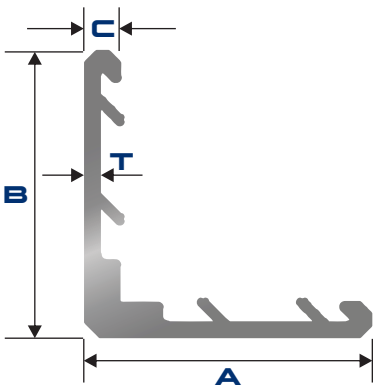


MISCELLANEOUS



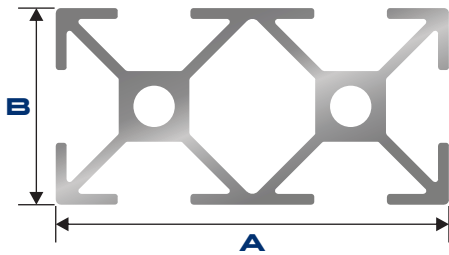
SEC.NO.	A	B	C	T	WT. (KG/12')
79246	35.00	30.00	8.00	1.50	1.500-1.800

MISCELLANEOUS



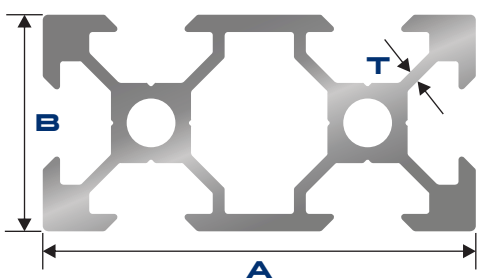
SEC.NO.	A	B	C	T	WT. (KG/12')
79247	40.00	40.00	4.60	1.80	2.000-2.400

20X40 T SLOT PROFILE



SEC.NO.	A	B	WT. (KG/12')
77765	40.00	20.00	2.200-2.500

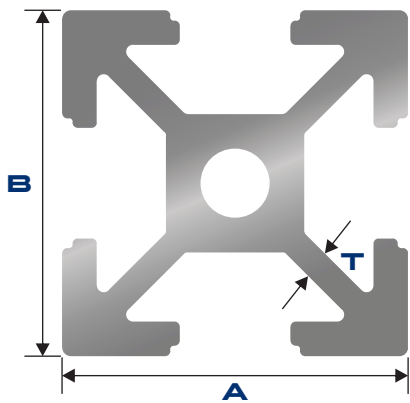
20X40 V SLOT PROFILE



SEC.NO.	A	B	T	WT. (KG/12')
77766	40.00	20.00	1.10	2.600-3.000

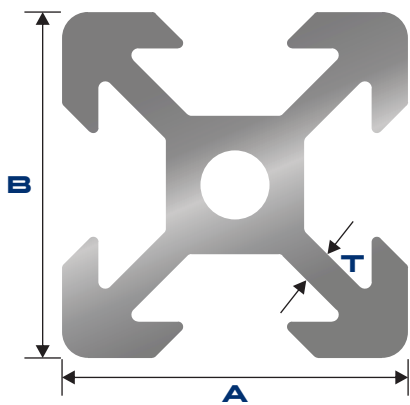


20X20 T SLOT PROFILE



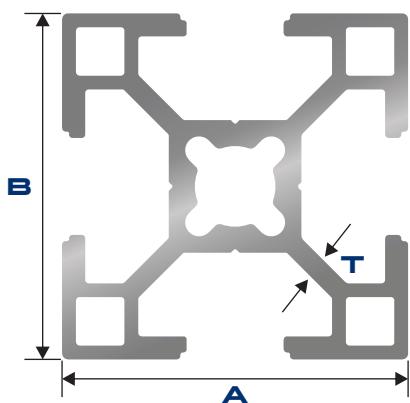
SEC.NO.	A	B	T	WT. (KG/12')
77767	20.00	20.00	1.60	1.750-2.000

20X20 V SLOT PROFILE



SEC.NO.	A	B	T	WT. (KG/12')
77768	20.00	20.00	1.90	1.800-2.100

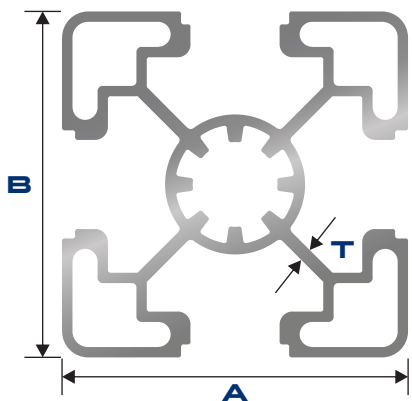
30X30 T SLOT PROFILE



SEC.NO.	A	B	T	WT. (KG/12')
77769	30.00	30.00	1.80	2.700-3.100

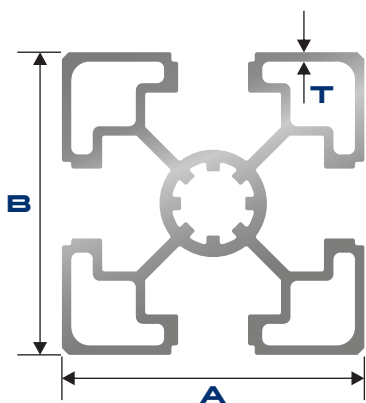


40X40 T SLOT PROFILE



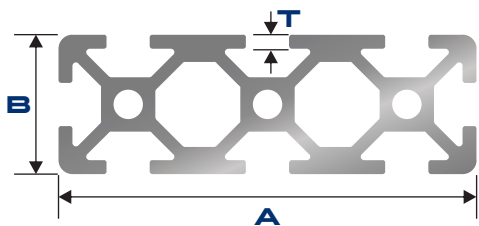
SEC.NO.	A	B	T	WT. (KG/12')
77770	40.00	40.00	1.50	3.900-4.400

45X45 T SLOT PROFILE



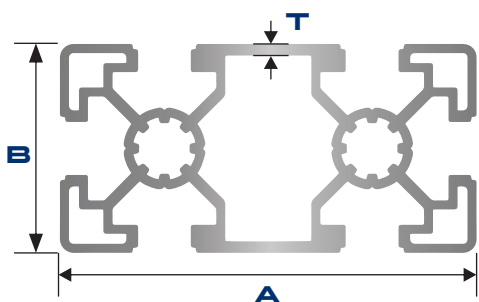
SEC.NO.	A	B	T	WT. (KG/12')
77771	45.00	45.00	1.40	5.100-5.500

20X60 T SLOT PROFILE



SEC.NO.	A	B	T	WT. (KG/12')
77772	60.00	20.00	2.00	4.900-5.400

40X80 T SLOT PROFILE



SEC.NO.	A	B	T	WT. (KG/12')
77773	80.00	40.00	2.00	8.200-8.800



Industry **Outlook**



IS PROUD TO PRESENT

SONALI EXTRUSIONS

AS ONE OF THE

TOP 10
**ALUMINIUM EXTRUSION
MANUFACTURERS**
2023

*in acknowledgement of its unwavering focus and dedication
to achieve excellence in quality and delivery in this field.*

Sudhakar Singh

Sudhakar Singh
Managing Editor
Industry Outlook



COIMBATORE

Unit - I : S.F. No. 6/1A & 6/1B, Vellalore Road, Kallapalayam, Coimbatore - 641 201, TN, INDIA.

Unit - II : 289/1B, 289/2B, Solavampalayam Village, Kinathukadavu (TK), Coimbatore - 642 109, TN,INDIA.

☎ + 91 83444 22211 | ✉ info@sonaligroup.global | 🌐 sonaligroup.global

SONIPAT

KH - 16/11/2, 20/1/2, Nathupur, Sonipat - 131 029. Haryana, India.

☎ + 91 70821 11203 | ✉ sonipat@sonaligroup.global